

AS ONE, WE CAN.

ONE

OCEAN NETWORK EXPRESS



Service Maps
OCEANIA

Copyright © Ocean Network Express Pte. Ltd. All Rights Reserved



For more information, please click [here](#)

PORT ROTATION

(Terminals are subject to change)

ORIGIN	ETA/ETD	TERMINAL
Yokohama	SUN/SUN	*Daikoku C-4
Osaka	TUE/TUE	*Nanko C-8
Pusan	WED/THU	Hyundai Pusan New-Port Terminal
Qingdao	FRI/SUN	Qingdao Qianwan Container Terminal
Shanghai	TUE/WED	Wai Gao Qiao 1
Ningbo	WED/THU	Beilun International Container Terminal
Melbourne	TUE/THU	Patrick
Sydney	FRI/SUN	Patrick
Brisbane	MON/TUE	Patrick
Yokohama	SUN/SUN	*Daikoku C-4
Turnaround days: 42		
		*Partner's vessel may call different terminals.

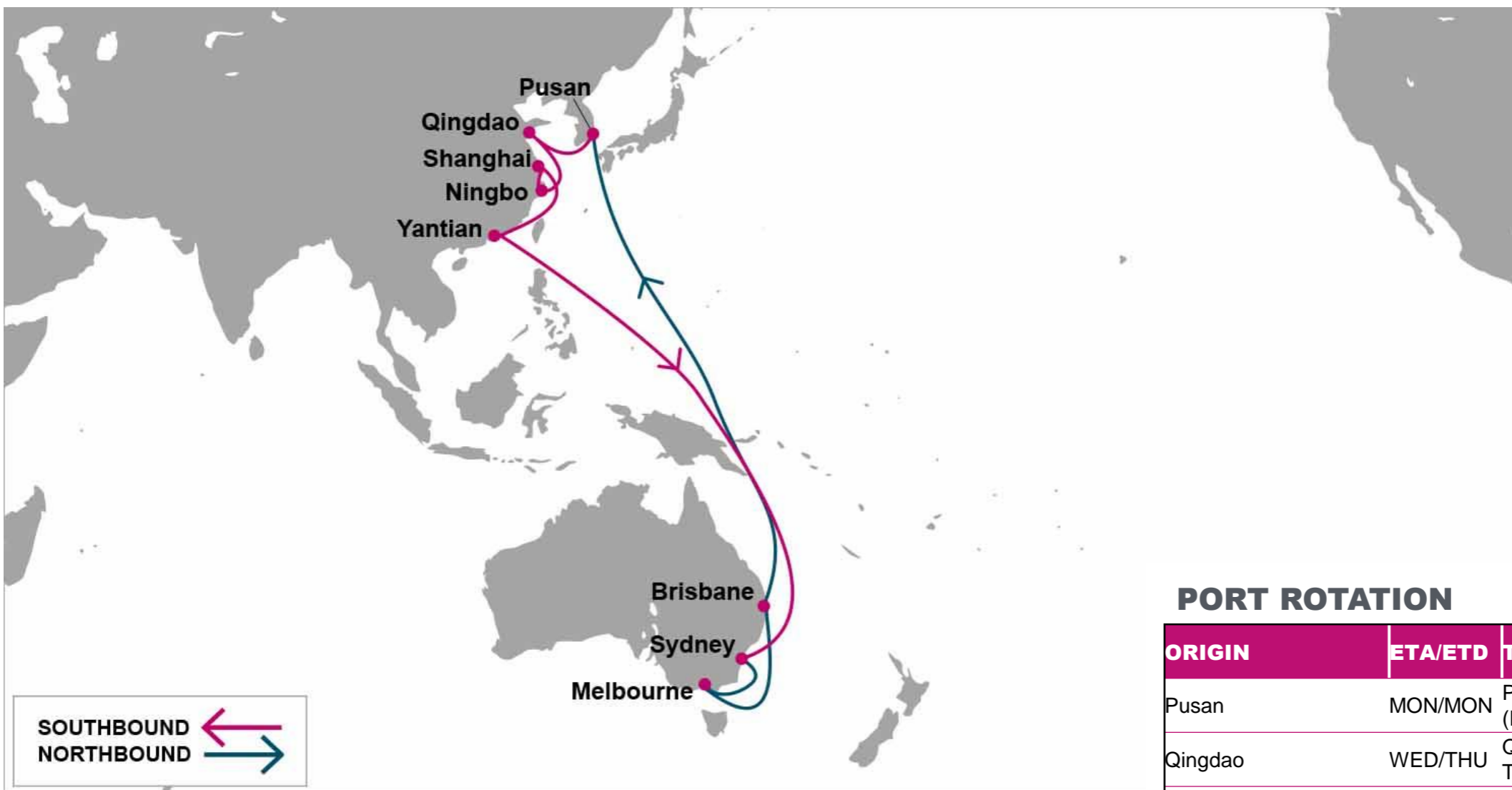
S/B	MEL	SYD	BNE	N/B	YOK	OSA	PUS	TAO	SHA	NGB
YOK	23	26	29	MEL	17	19	20	22	26	27
OSA	21	24	27	SYD	14	16	17	19	23	24
PUS	19	22	25	BNE	12	14	15	17	21	22
TAO	16	19	22							
SHA	13	16	19							
NGB	12	15	18							

KEY TRANSIT TABLE - UNLOCODE PORT NAME & COUNTRY NAME

YOK: Yokohama, Japan | **OSA:** Osaka, Japan | **PUS:** Pusan, South Korea | **TAO:** Qingdao, China | **SHA:** Shanghai, China | **NGB:** Ningbo, China | **MEL:** Melbourne, Australia | **SYD:** Sydney, Australia | **BNE:** Brisbane, Australia

NOTE: Transit times and port rotation are as of now and subject to change

For more information, please click [here](#)



PORT ROTATION

(Terminals are subject to change)

ORIGIN	ETA/ETD	TERMINAL
Pusan	MON/MON	Pusan Newport International Terminal (PNIT)
Qingdao	WED/THU	Qingdao New Qianwan Container Tml (QQCT)
Ningbo	FRI/SAT	Ningbo Beilun International Terminal (NBCT)
Shanghai	SUN/MON	Shanghai Mingdong Container Terminal (WGQ Phase V)
Yantian	THU/THU	Yantian International Container (YICT)
Sydney	MON/WED	Patricks
Melbourne	THU/FRI	VICT
Brisbane	MON/TUE	Hutchinson
Pusan	MON/MON	Pusan Newport International Terminal (PNIT)
Turnaround days: 42		

S/B	SYD	MEL	BNE	N/B	PUS	TAO	NGB	SHA	YTN
PUS	21	24	28	SYD	19	21	23	25	29
TAO	18	21	25	MEL	17	19	21	23	27
NGB	16	19	23	BNE	13	15	17	19	23
SHA	14	17	21						
YTN	11	14	18						

KEY TRANSIT TABLE - UNLOCODE PORT NAME & COUNTRY NAME

PUS: Pusan, South Korea | **TAO:** Qingdao, China | **NGB:** Ningbo, China | **SHA:** Shanghai, China | **YTN:** Yantian, China | **SYD:** Sydney, Australia | **MEL:** Melbourne, Australia | **BNE:** Brisbane, Australia

NOTE: Transit times and port rotation are as of now and subject to change

For more information, please click [here](#)



PORT ROTATION

(Terminals are subject to change)

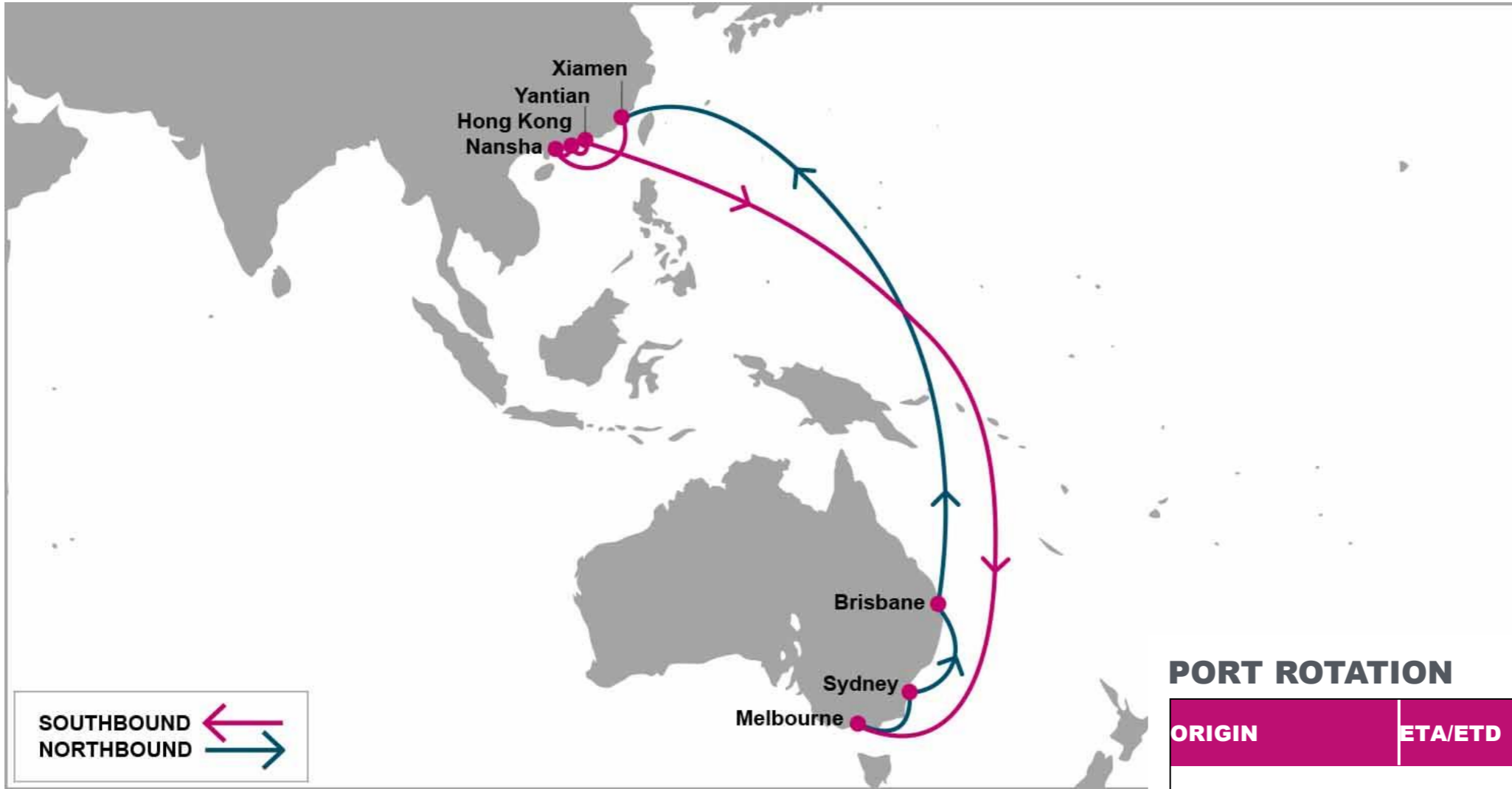
ORIGIN	ETA/ETD	TERMINAL
Shanghai	SUN/MON	Wai Gao Qiao No.1
Shekou	THU/THU	Shekou Container Terminal
Kaohsiung	SAT/SAT	Kaohsiung Terminal No.6-#108/#109/#110/#111
Sydney	THU/FRI	DP World Sydney
Melbourne	SUN/TUE	DP World Melbourne
Brisbane	FRI/SAT	DP World Brisbane
Kaohsiung	THU/FRI	Kaohsiung Terminal No.6-#108/#109/#110/#111
Shanghai	SUN/MON	Wai Gao Qiao No.1
Turnaround days: 42		

S/B	SYD	MEL	BNE	N/B	KHH	SHA	SHK
SHA	17	20	25	SYD	20	23	27
SHK	14	17	22	MEL	16	19	23
KHH	12	15	20	BNE	12	15	19

KEY TRANSIT TABLE - UNLOCODE PORT NAME & COUNTRY NAME

NGB: Ningbo, China | **SHA:** Shanghai, China | **SHK:** Shekou, China | **KHH:** Kaohsiung, Taiwan | **MEL:** Melbourne, Australia | **SYD:** Sydney, Australia | **BNE:** Brisbane, Australia

NOTE: Transit times and port rotation are as of now and subject to change



For more information, please click [here](#)

PORT ROTATION

(Terminals are subject to change)

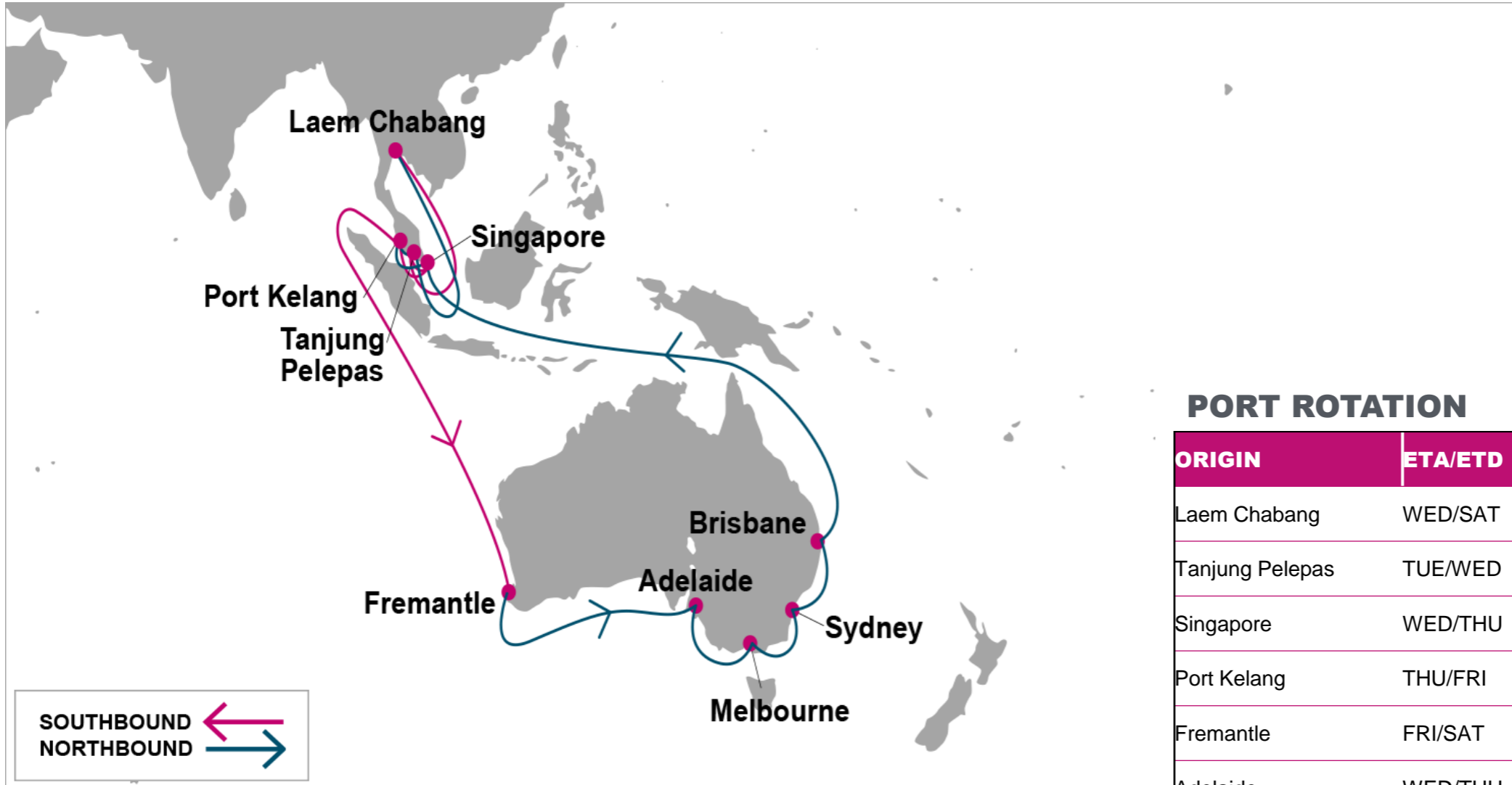
ORIGIN	ETA/ETD	TERMINAL
Xiamen	WED/WED	Xiamen Hairun Terminal
Nansha	FRI/FRI	GZ Oceangate Container Terminal
Hong Kong	SAT/SAT	Hong Kong Modern Terminal Ltd
Yantian	SAT/SUN	YanTian Intl. Container Terminal
Melbourne	SUN/MON	Melbourne DPW Terminal
Sydney	WED/WED	Sydney DPW Terminal
Brisbane	FRI/SAT	DP World Brisbane
Xiamen	WED/WED	Xiamen Hairun Terminal
Turnaround days: 35		

S/B	MEL	SYD	BNE	N/B	XMN	NSA	HKG	YTN
XMN	18	21	23	MEL	16	18	19	19
NSA	16	19	21	SYD	14	16	17	17
HKG	15	18	20	BNE	11	13	14	14
YTN	14	17	19					

KEY TRANSIT TABLE - UNLOCODE PORT NAME & COUNTRY NAME

XMN: Xiamen, China | **NSA:** Nansha, China | **HKG:** Hong Kong, China | **YTN:** Yantian, China | **MEL:** Melbourne, Australia | **SYD:** Sydney, Australia | **BNE:** Brisbane, Australia |

For more information, please click [here](#)



PORT ROTATION

(Terminals are subject to change)

ORIGIN	ETA/ETD	TERMINAL
Laem Chabang	WED/SAT	LCB1
Tanjung Pelepas	TUE/WED	Tanjung Pelepas
Singapore	WED/THU	PSA Singapore
Port Kelang	THU/FRI	Westport
Fremantle	FRI/SAT	Patrick
Adelaide	WED/THU	Flinders
Melbourne	FRI/SUN	VICT
Sydney	TUE/WED	Patrick
Brisbane	FRI/SAT	Patrick
Singapore	THU/FRI	PSA Singapore
Port Kelang	FRI/SAT	Westport
Tanjung Pelepas	SUN/MON	Tanjung Pelepas
Laem Chabang	WED	LCB1

Turnaround days: 49

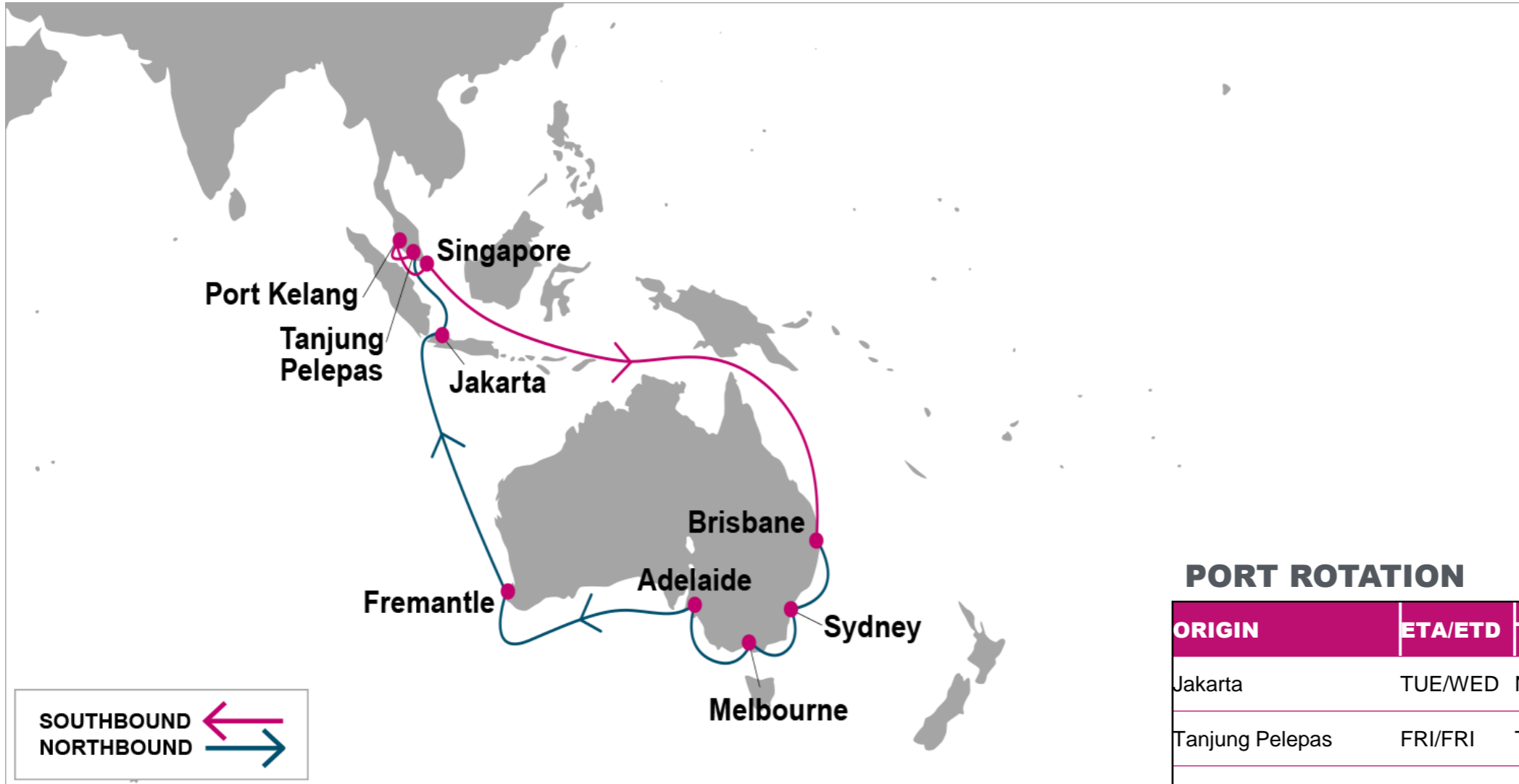
S/B	FRE	ADL	MEL	SYD	BNE	N/B	SIN	PKG	TPP	LCH
LCH	13	18	20	24	27	FRE	26	27	29	32
TPP	9	14	16	20	23	ADL	21	22	24	27
SIN	8	13	15	19	22	MEL	18	19	21	24
PKG	7	12	14	18	21	SYD	15	16	18	21
						BNE	12	13	15	18

KEY TRANSIT TABLE - UNLOCODE PORT NAME & COUNTRY NAME

LCH: Laem Chabang, Thailand | TPP: Tanjung Pelepas, Malaysia | SIN: Singapore, Singapore | PKG: Port Kelang, Malaysia | FRE: Fremantle, Australia | ADL: Adelaide, Australia | MEL: Melbourne, Australia | SYD: Sydney, Australia | BNE: Brisbane, Australia

NOTE: Transit times and port rotation are as of now and subject to change

For more information, please click [here](#)



PORT ROTATION

(Terminals are subject to change)

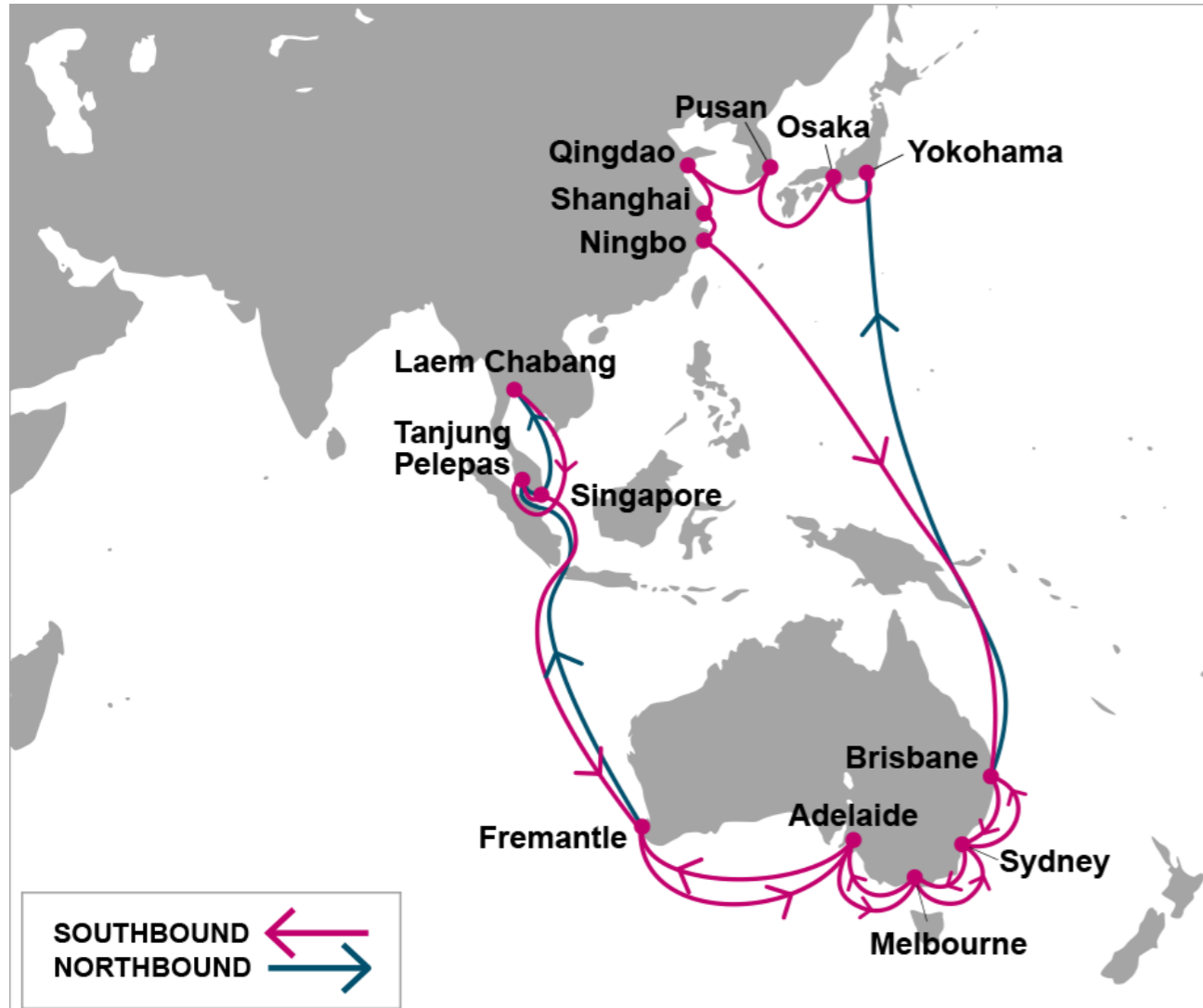
ORIGIN	ETA/ETD	TERMINAL
Jakarta	TUE/WED	NPCT1
Tanjung Pelepas	FRI/FRI	Tanjung Pelepas
Port Kelang	SAT/SUN	Westport
Singapore	MON/TUE	PSA Singapore
Brisbane	SAT/SUN	DP World
Sydney	TUE/WED	DP World
Melbourne	FRI/SAT	DP World
Adelaide	MON/MON	Flinders
Fremantle	SUN/MON	DP World
Jakarta	TUE/WED	NPCT1
Turnaround days: 42		

S/B	BNE	SYD	MEL	ADL	FRE	N/B	JKT	TPP	PKL	SIN
JKT	17	20	23	26	32	BNE	23	26	27	29
TPP	15	18	21	24	30	SYD	20	23	24	26
PKG	13	16	19	22	28	MEL	17	20	21	23
SIN	11	14	17	20	26	ADL	15	18	19	21
						FRE	8	11	12	14

KEY TRANSIT TABLE - UNLOCODE PORT NAME & COUNTRY NAME

JKT: Jakarta, Indonesia | **TPP:** Tanjung Pelepas, Malaysia | **SIN:** Singapore, Singapore | **PKG:** Port Kelang, Malaysia | **FRE:** Fremantle, Australia | **ADL:** Adelaide, Australia | **MEL:** Melbourne, Australia | **SYD:** Sydney, Australia | **BNE:** Brisbane, Australia

NOTE: Transit times and port rotation are as of now and subject to change



For more information, please click [here](#)

PORT ROTATION

(Terminals are subject to change)

ORIGIN	ETA/ETD	TERMINAL
Yokohama	MON/TUE	*Honmoku D-5
Osaka	WED/WED	*Yumeshima C-11
Pusan	FRI/SAT	Pusan Newport Internation Terminal
Qingdao	SUN/MON	Qingdao Qianwan United Container Terminal
Shanghai	TUE/WED	YS#3 (Guandong Int'l Container Terminal)
Ningbo	WED/THU	Ningbo Beilun Int'l Container Terminal
Brisbane	TUE/WED	Patrick
Sydney	THU/SAT	Patrick
Melbourne	SUN/TUE	Patrick
Adelaide	WED/THU	Flinders
Fremantle	MON/WED	Patrick
Tanjung Pelepas	FRI/FRI	Tanjung Pelepas
Singapore	SAT/SUN	PSA Singapore
Laem Chabang	THU/SAT	LCB1
Tanjung Pelepas	MON/WED	Tanjung Pelepas
Singapore	WED/THU	PSA Singapore
Fremantle	WED/THU	Patrick
Adelaide	TUE/WED	Flinders
Melbourne	FRI/SAT	Patrick
Sydney	MON/TUE	Patrick
Brisbane	THU/FRI	Patrick
Yokohama	MON/TUE	*Honmoku D-5
Turnaround days: 91		

S/B	BNE	SYD	MEL	ADL	FRE	N/B	TPP	SIN	LCH
YOK	21	23	26	29	34	BNE	23	24	29
OSA	20	22	25	28	33	SYD	20	21	26
PUS	17	19	22	25	30	MEL	17	18	23
TAO	15	17	20	23	28	ADL	15	16	21
SHA	13	15	18	21	26	FRE	9	10	15
NGB	12	14	17	20	25				

S/B	FRE	ADL	MEL	SYD	BNE	N/B	YOK	OSA	PUS	TAO	SHA	NGB
LCH	11	17	20	23	26	FRE	25	27	29	31	33	34
TPP	7	13	16	19	22	ADL	19	21	23	25	27	28
SIN	6	12	15	18	21	MEL	16	18	20	22	24	25
						SYD	13	15	17	19	21	22
						BNE	10	12	14	16	18	19

KEY TRANSIT TABLE - UNLOCODE PORT NAME & COUNTRY NAME

YOK: Yokohama, Japan | OSA: Osaka, Japan | PUS: Pusan, South Korea | TAO: Qingdao, China | SHA: Shanghai, China | NGB: Ningbo, China | BNE: Brisbane, Australia | SYD: Sydney, Australia | MEL: Melbourne, Australia | ADL: Adelaide, Australia | FRE: Fremantle, Australia | TPP: Tanjung Pelepas, Malaysia | SIN: Singapore, Singapore | LCH: Laem Chabang, Thailand | SIN: Singapore, Singapore

NOTE: Transit times and port rotation are as of now and subject to change



For more information, please click [here](#)

PORT ROTATION

(Terminals are subject to change)

ORIGIN	ETA/ETD	TERMINAL
Yokohama	MON/TUE	Honmoku D-5
Osaka	WED/WED	Osaka DICT(C-10,11,12)
Pusan	FRI/SAT	Pusan Newport International Term.
Qingdao	SUN/MON	Qingdao Qianwan Container Co Ltd
Shanghai	TUE/WED	Yangshan, SGH Guandong Terminal
Ningbo	WED/THU	Beilun container terminal, Phase 2
Brisbane	WED/THU	Brisbane Patricks Terminal
Sydney	SAT/SUN	Sydney Patricks Terminal
Melbourne	WED/THU	Melbourne Patrick Terminal
Brisbane	MON/TUE	Brisbane Patricks Terminal
Yokohama	MON/TUE	Honmoku D-5

Turnaround days: 49

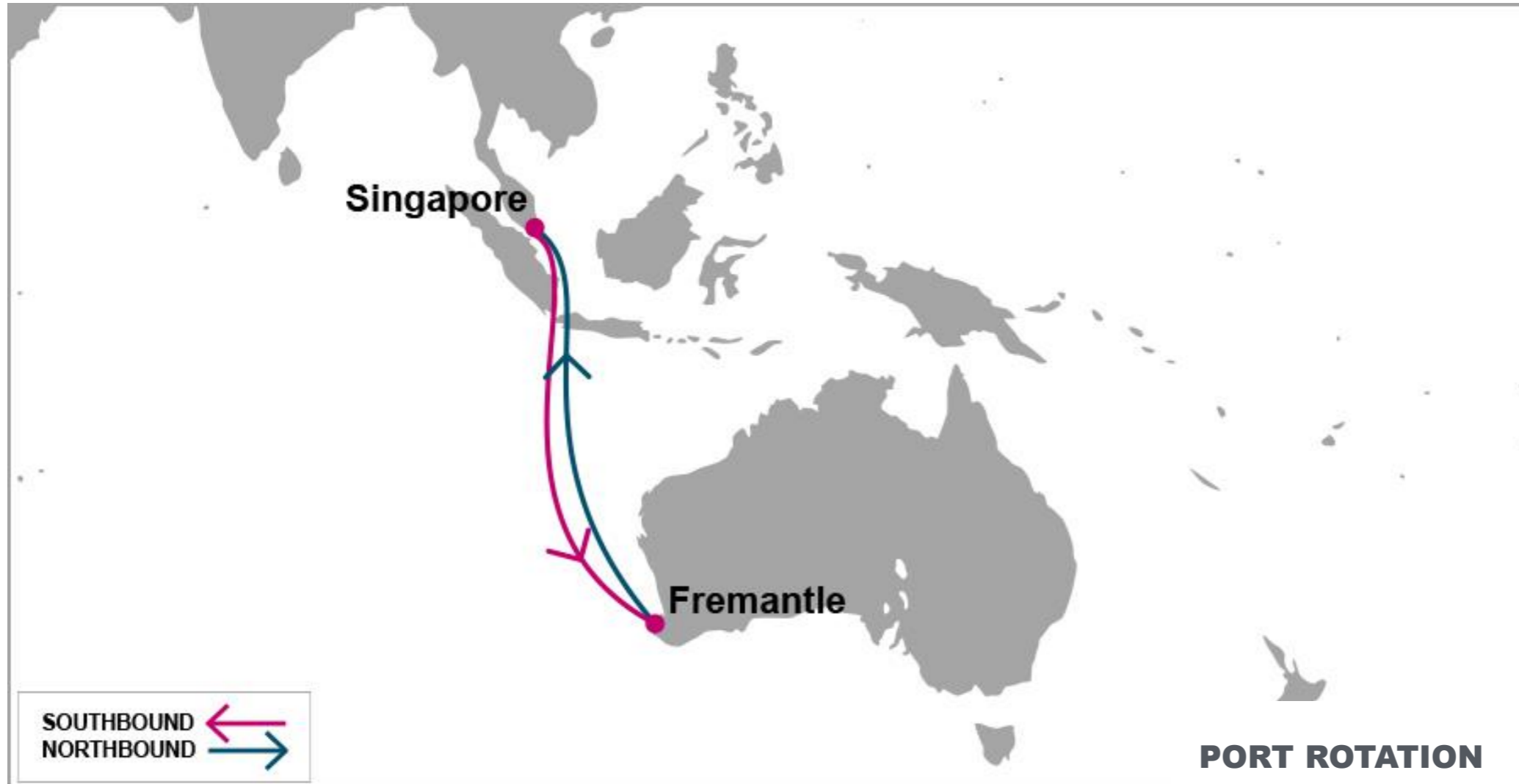
S/B	BNE	SYD	MEL	N/B	YOK	OSA	PUS	TAO	SHA	NGB
YOK	23	26	30	SYD	22	24	26	28	30	31
OSA	21	24	28	MEL	18	20	22	24	26	27
PUS	19	22	26	BNE	13	15	17	19	21	22
TAO	17	20	24							
SHA	15	18	22							
NGB	14	17	21							

KEY TRANSIT TABLE - UNLOCODE PORT NAME & COUNTRY NAME

YOK: Yokohama, Japan | **OSA:** Osaka, Japan | **PUS:** Pusan, South Korea | **TAO:** Qingdao, China | **NGB:** Ningbo, China | **SHA:** Shanghai, China | **YTN:** Yantian, China | **SYD:** Sydney, Australia | **MEL:** Melbourne, Australia | **BNE:** Brisbane, Australia

NOTE: Transit times and port rotation are as of now and subject to change

For more information, please click [here](#)



S/B	FRE	N/B	SIN
SIN	6	FRE	6

PORT ROTATION

(Terminals are subject to change)

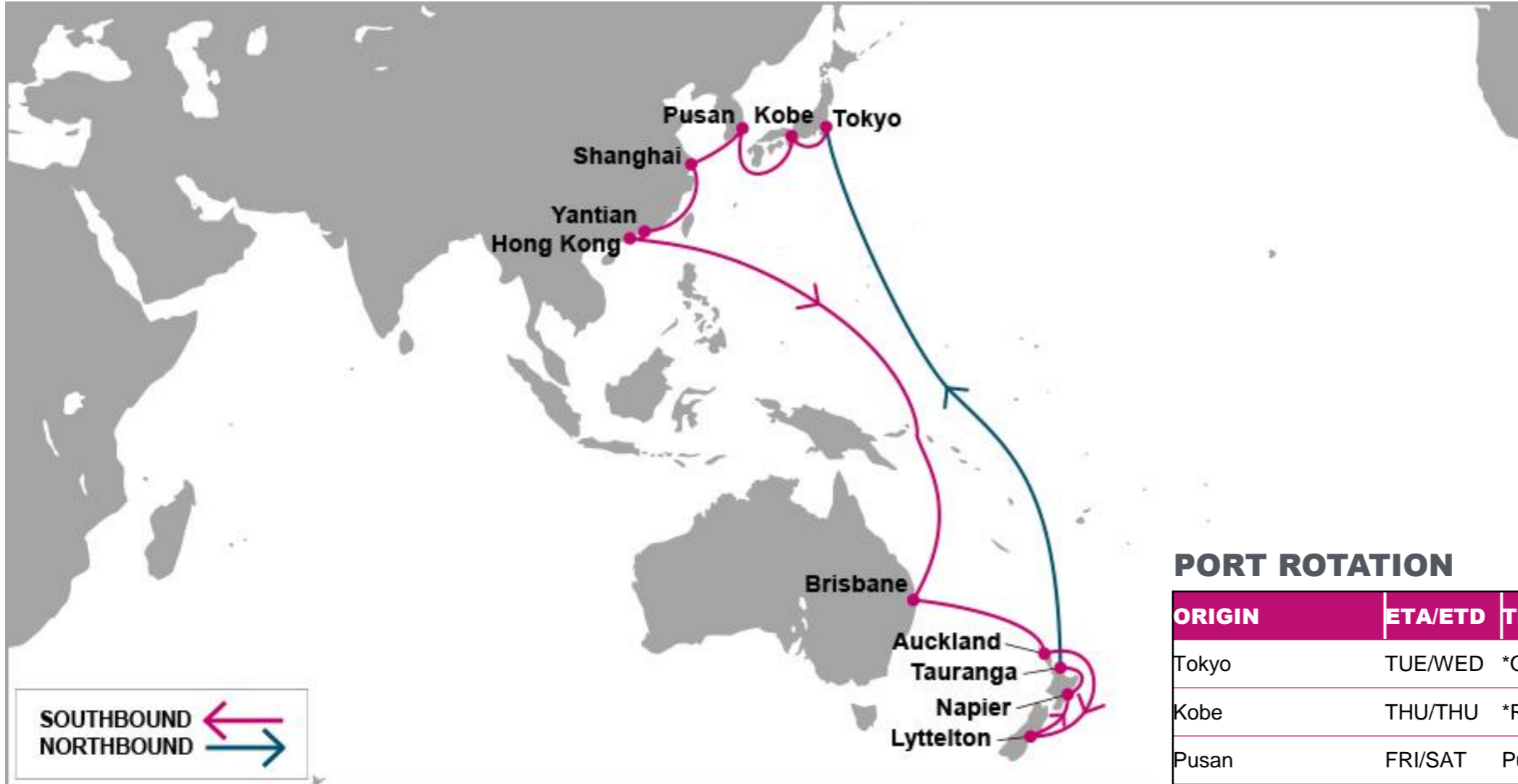
ORIGIN	ETA/ETD	TERMINAL
Singapore	THU/FRI	PSA Singapore
Fremantle	THU/FRI	Patrick
Singapore	THU/FRI	PSA Singapore
Turnaround days: 14		

KEY TRANSIT TABLE - UNLOCODE PORT NAME & COUNTRY NAME

SIN: Singapore, Singapore | **FRE:** Fremantle, Australia

NOTE: Transit times and port rotation are as of now and subject to change

For more information, please click [here](#)



PORT ROTATION

(Terminals are subject to change)

ORIGIN	ETA/ETD	TERMINAL
Tokyo	TUE/WED	*Ohi No.3-4 Terminal
Kobe	THU/THU	*Rokko RC-6/7
Pusan	FRI/SAT	Pusan Newport Company (PNC)
Shanghai	SUN/MON	YS#3 (Guandong Int'l Container Terminal)
Yantian	WED/WED	Yantian International Container Terminal (YICT)
Hong Kong	WED/THU	*Hong Kong International Terminal
Brisbane	SUN/MON	DPW Australia Brisbane Terminal
Auckland	FRI/SAT	Port of Auckland (Axies Int'l)
Lyttelton	MON/TUE	Lyttelton Port Company Ltd.
Napier	WED/THU	Port of Napier Ltd
Tauranga	THU/FRI	Port of Tauranga Ltd
Tokyo	TUE/WED	*Ohi No.3-4 Terminal

Turnaround days:42

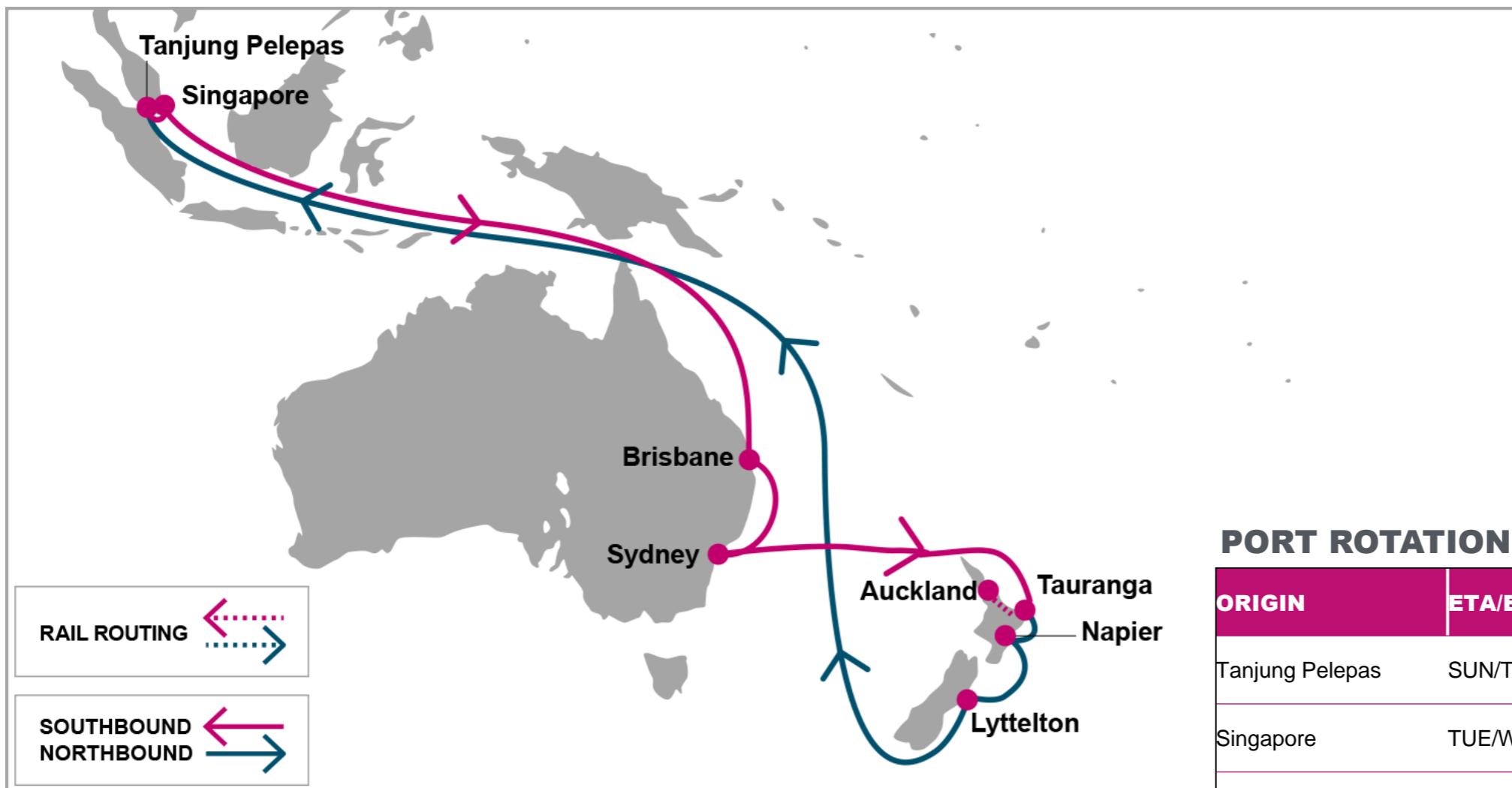
S/B	BNE	AKL	LYT	NPE	TRG	N/B	TYO	UKB	PUS	SHA	YTN	HKG
TYO	18	23	26	28	29	BNE	22	24	25	27	30	30
UKB	17	22	25	27	28	AKL	17	19	20	22	25	25
PUS	15	20	23	25	26	LYT	14	16	17	19	22	22
SHA	13	18	21	23	24	NPE	12	14	15	17	20	20
YTN	11	16	19	21	22	TRG	11	13	14	16	19	19
HKG	10	15	18	20	21							

KEY TRANSIT TABLE - UNLOCODE PORT NAME & COUNTRY NAME

TYO: Tokyo, Japan | **UKB:** Kobe, Japan | **PUS:** Pusan, South Korea | **SHA:** Shanghai, China | **YTN:** Yantian, China | **HKG:** Hong Kong, China | **BNE:** Brisbane, Australia | **AKL:** Auckland, New Zealand | **LYT:** Lyttelton, New Zealand | **NPE:** Napier, New Zealand | **TRG:** Tauranga, New Zealand

NOTE: Transit times and port rotation are as of now and subject to change

For more information, please click [here](#)



PORT ROTATION

(Terminals are subject to change)

ORIGIN	ETA/ETD	TERMINAL
Tanjung Pelepas	SUN/TUE	Tanjung Pelepas Port
Singapore	TUE/WED	PSA Singapore
Brisbane	SAT/SUN	Patrick
Sydney	MON/WED	Patrick
Tauranga	SUN/TUE	Port of Tauranga
Auckland (Via Rail)	WED/THU	Metroport
Napier	THU/FRI	Port of Napier
Lyttelton	SAT/SUN	Lyttelton Port Company
Tanjung Pelepas	SUN/TUE	Tanjung Pelepas Port

Turnaround days: 42

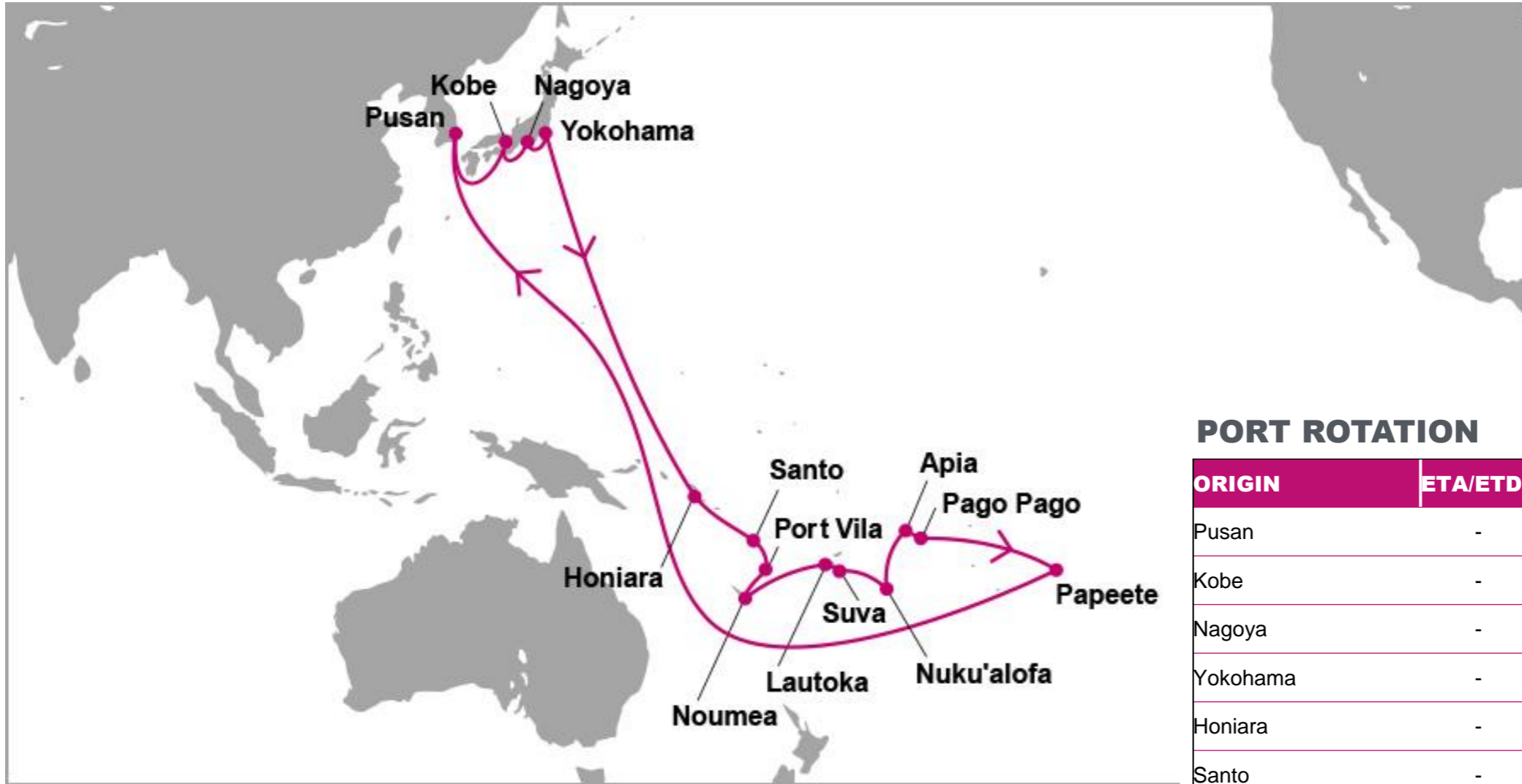
S/B	BNE	SYD	TRG	AKL	NPE	LYT	N/B	TPP	SIN
TPP	11	13	19	22	23	25	TRG	19	21
SIN	10	12	18	21	22	24	AKL	17	19
							NPE	16	18
							LYT	14	16

KEY TRANSIT TABLE - UNLOCODE PORT NAME & COUNTRY NAME

TPP: Tanjung Pelepas, Malaysia | **SIN:** Singapore, Singapore | **AKL:** Auckland, New Zealand | **TRG:** Tauranga, New Zealand | **NPE:** Napier, New Zealand | **LYT:** Lyttelton, New Zealand | **SYD:** Sydney, Australia | **BNE:** Brisbane, Australia

NOTE: Transit times and port rotation are as of now and subject to change

For more information, please click [here](#)



PORT ROTATION

(Terminals are subject to change)

ORIGIN	ETA/ETD	TERMINAL
Pusan	-	Busan Port Terminal
Kobe	-	Rokko IS. General Berth
Nagoya	-	Nagoya Kinjo General Berth
Yokohama	-	Daikoku General Berth
Honiara	-	S.I. Ports Authority
Santo	-	Luganville Wharf
Port Vila	-	Main Wharf
Noumea	-	Port Autonome De La Nouvelle Calédo
Lautoka	-	Lautoka Port
Suva	-	Suva Port
Nuku'alofa	-	Queen Salote Wharf
Apia	-	Matautu
Pago Pago	-	Pago Pago
Papeete	-	Port Autonome De Papeete
Pusan	-	Busan Port Terminal
Turnaround days:	-	

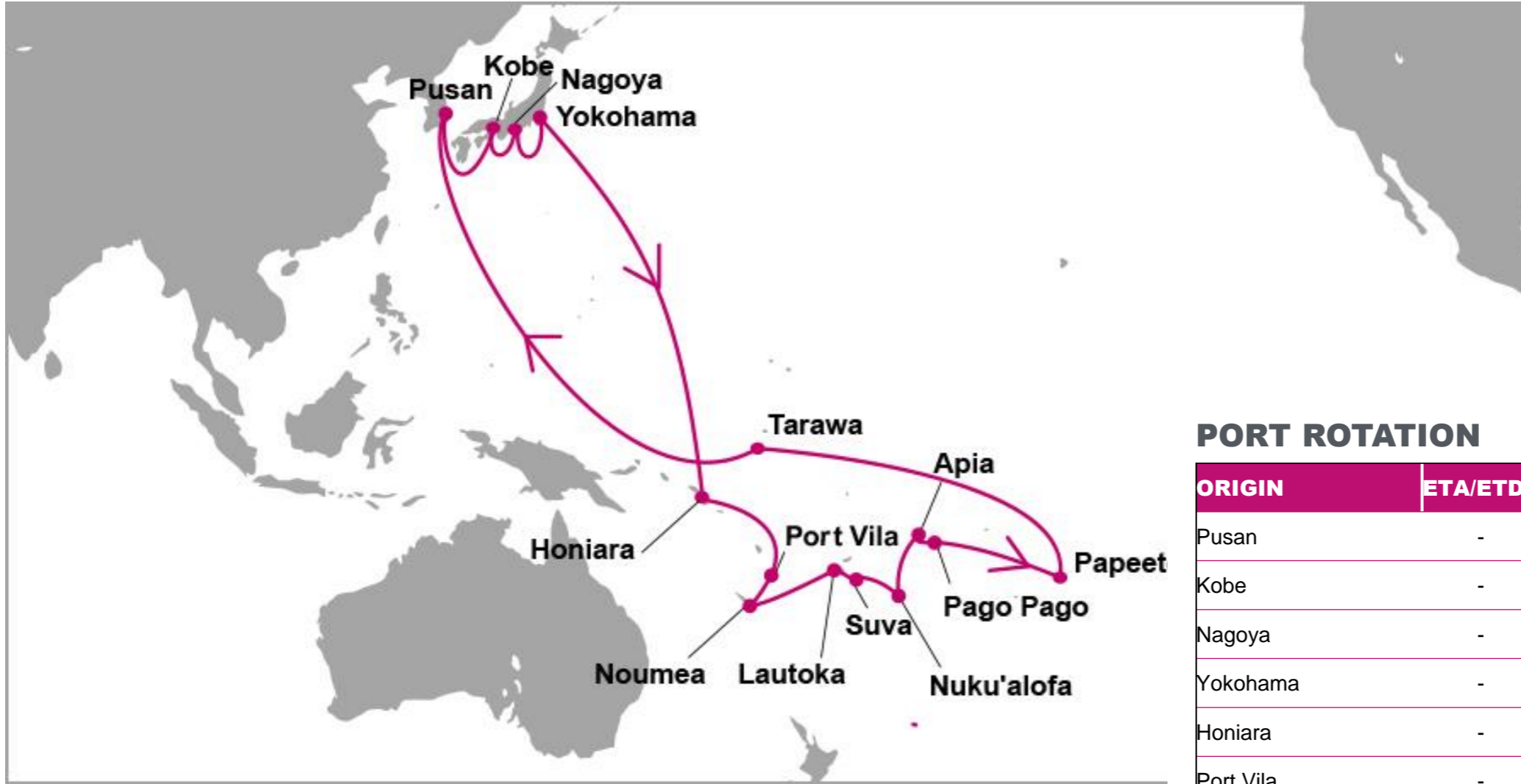
S/B	HIR	SAN	VLI	NOU	LTK	SUV	TBU	APW	PPG	PPT	N/B	PUS	UKB	NGO	YOK
PUS	12	16	17	18	22	23	25	28	30	34	HIR	40	43	45	47
UKB	11	15	16	17	21	22	24	27	29	33	SAN	38	41	42	44
NGO	10	14	15	16	20	21	23	26	28	32	VLI	37	40	41	43
YOK	8	12	13	14	18	19	21	24	26	30	NOU	35	38	39	41
											LTK	32	35	36	38
											SUV	31	34	35	37
											TBU	28	31	32	34
											APW	25	28	29	31
											PPG	24	27	28	30
											PPT	19	22	23	25

KEY TRANSIT TABLE - UNLOCODE PORT NAME & COUNTRY NAME

PUS: Pusan, South Korea | **UKB:** Kobe, Japan | **NGO:** Nagoya, Japan | **YOK:** Yokohama, Japan | **HIR:** Honiara, Solomon Islands | **SAN:** Santo, Vanuatu | **VLI:** Port Vila, Vanuatu | **NOU:** Noumea, New Caledonia | **LTK:** Lautoka, Fiji | **SUV:** Suva, Fiji | **TBU:** Nuku'alofa, Kingdom of Tonga | **APW:** Apia, Samoa | **PPG:** Pago Pago, American Samoa | **PPT:** Papeete, French Polynesia

NOTE: Transit times and port rotation are as of now and subject to change

For more information, please click [here](#)



PORT ROTATION

(Terminals are subject to change)

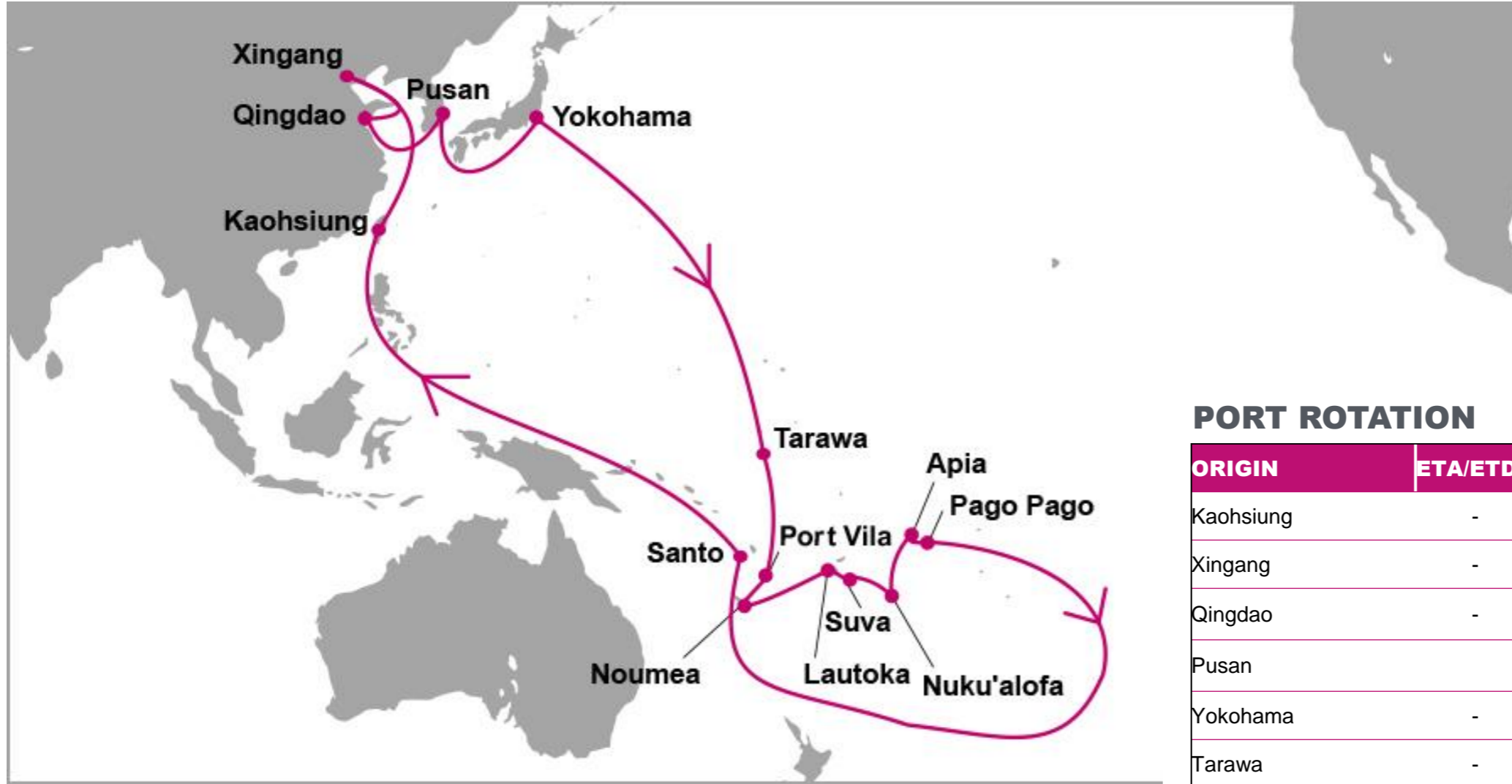
ORIGIN	ETA/ETD	TERMINAL
Pusan	-	Pusan General Berth
Kobe	-	Rokko Island I. Berth
Nagoya	-	Nagoya Terminal
Yokohama	-	Daikoku T-1 TML
Honiara	-	S.I. Ports Authority
Port Vila	-	Main Wharf
Noumea	-	Port Autonome De La Nouvelle Calédo
Lautoka	-	Lautoka Port
Suva	-	Suva Port
Nuku'alofa	-	Queen Salote Wharf
Apia	-	Matautu
Pago Pago	-	Pago Pago
Papeete	-	Port Autoome De Papeete
Tarawa	-	Kiribati Port Authority
Pusan	-	Pusan General Berth
Turnaround days:	-	

S/B	HIR	VLI	NOU	LTK	SUV	TBU	APW	PPG	PPT	TRW	N/B	PUS	UKB	NGO	YOK
PUS	14	17	19	21	22	24	26	26	32	40	HIR	39	43	44	45
UKB	12	15	17	19	20	22	24	24	30	38	VLI	36	40	41	42
NGO	11	14	16	18	19	21	23	23	29	37	NOU	35	39	40	41
YOK	10	13	15	17	18	20	22	22	28	36	LTK	32	36	37	38
											SUV	31	35	36	37
											TBU	30	34	35	36
											APW	28	32	33	34
											PPG	27	31	32	33
											PPT	22	26	27	28
											TRW	13	17	18	19

KEY TRANSIT TABLE - UNLOCODE PORT NAME & COUNTRY NAME

PUS: Pusan, South Korea | **UKB:** Kobe, Japan | **NGO:** Nagoya, Japan | **YOK:** Yokohama, Japan | **HIR:** Honiara, Solomon Islands | **VLI:** Port Vila, Vanuatu | **NOU:** Noumea, New Caledonia | **LTK:** Lautoka, Fiji | **SUV:** Suva, Fiji | **TBU:** Nuku'alofa, Kingdom of Tonga | **APW:** Apia, Samoa | **PPG:** Pago Pago, American Samoa | **PPT:** Papeete, French Polynesia | **TRW:** Tarawa, Kiribati

NOTE: Transit times and port rotation are as of now and subject to change



For more information, please click [here](#)

PORT ROTATION

(Terminals are subject to change)

ORIGIN	ETA/ETD	TERMINAL
Kaohsiung	-	Kaohsiung 42 Terminal
Xingang	-	Tianjin Port Pacific International
Qingdao	-	Qingdao Qianwan United Container Terminal
Pusan	-	Dongbu Pusan Container Terminal (DPCT)
Yokohama	-	Honmoku Terminal
Tarawa	-	Kiribati Port Authority
Port Vila	-	Main Wharf
Noumea	-	Port Autonome De La Nouvelle Calédo
Lautoka	-	Lautoka Port
Suva	-	Suva Port
Nuku'alofa	-	Queen Salote Wharf
Apia	-	Matautu
Pago Pago	-	Pago Pago
Santo	-	Luganville Wharf
Kaohsiung	-	Kaohsiung 42 Terminal
Turnaround days:	-	

S/B	TRW	VLI	NOU	LTK	SUV	TBU	APW	PPG	SAN	N/B	KHH	TXG	TAO	PUS	YOK
KHH	24	29	31	34	35	38	41	41	52	TRW	30	34	36	40	44
TXG	20	25	27	30	31	34	37	37	48	VLI	25	29	31	35	39
TAO	16	21	23	26	27	30	33	33	44	NOU	23	27	29	33	37
PUS	13	18	20	23	24	27	30	30	41	LTK	20	24	26	30	34
YOK	9	14	16	19	20	23	26	26	37	SUV	18	22	24	28	32
										TBU	16	20	22	26	30
										APW	14	18	20	24	28
										PPG	13	17	19	23	27
										SAN	2	6	8	12	16

KEY TRANSIT TABLE - UNLOCODE PORT NAME & COUNTRY NAME

KHH: Kaohsiung, Taiwan | TXG: Xingang, China | TAO: Qingdao, China | PUS: Pusan, South Korea | YOK: Yokohama, Japan | TRW: Tarawa, Kiribati | VLI: Port Vila, Vanuatu | NOU: Noumea, New Caledonia | LTK: Lautoka, Fiji | SUV: Suva, Fiji | TBU: Nuku'alofa, Kingdom of Tonga | APW: Apia, Samoa | PPG: Pago Pago, American Samoa | SAN: Santo, Vanuatu

NOTE: Transit times and port rotation are as of now and subject to change