

AS ONE, WE CAN.

**ONE**

OCEAN NETWORK EXPRESS

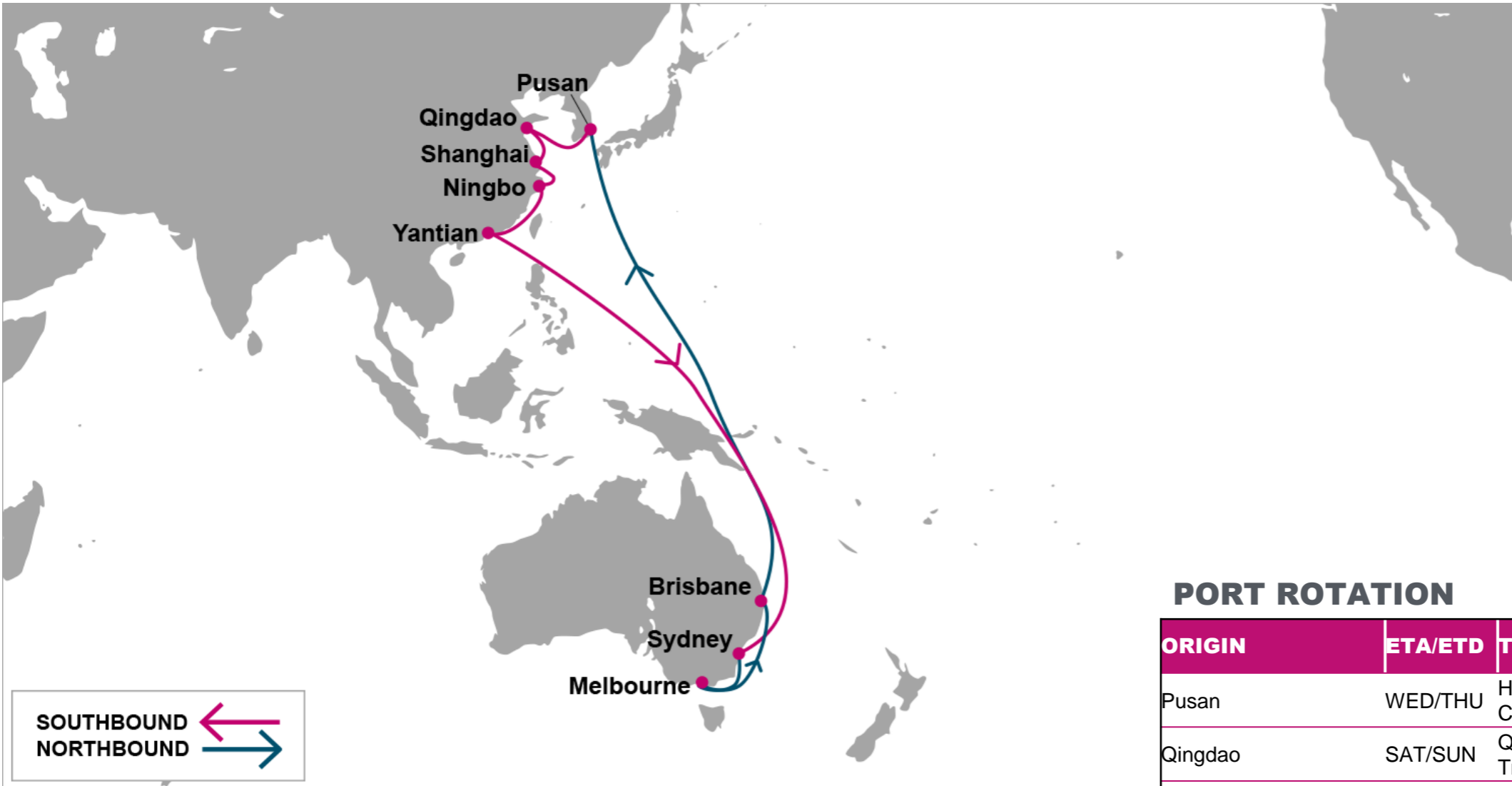


Service Maps  
**OCEANIA**

---

Copyright © Ocean Network Express Pte. Ltd. All Rights Reserved

For more information, please click [here](#)



**PORT ROTATION**

(Terminals are subject to change)

ORIGIN	ETA/ETD	TERMINAL
Pusan	WED/THU	HPNT, HMM PSA Newport Terminal Co. Ltd
Qingdao	SAT/SUN	Qingdao New Qianwan Container Tml (QQCT)
Shanghai	TUE/WED	SIPG Waigaoqiao Phase II/III (SIPGZCT)
Ningbo	THU/FRI	Ningbo Meishan Island International Container
Yantian	TUE/WED	Yantian International Container Terminal (YICT)
Sydney	MON/WED	Patrick Terminals
Melbourne	FRI/SUN	Victoria International Container Terminal (VICT)
Brisbane	WED/THU	HPH Brisbane
<b>Turnaround days: 49</b>		

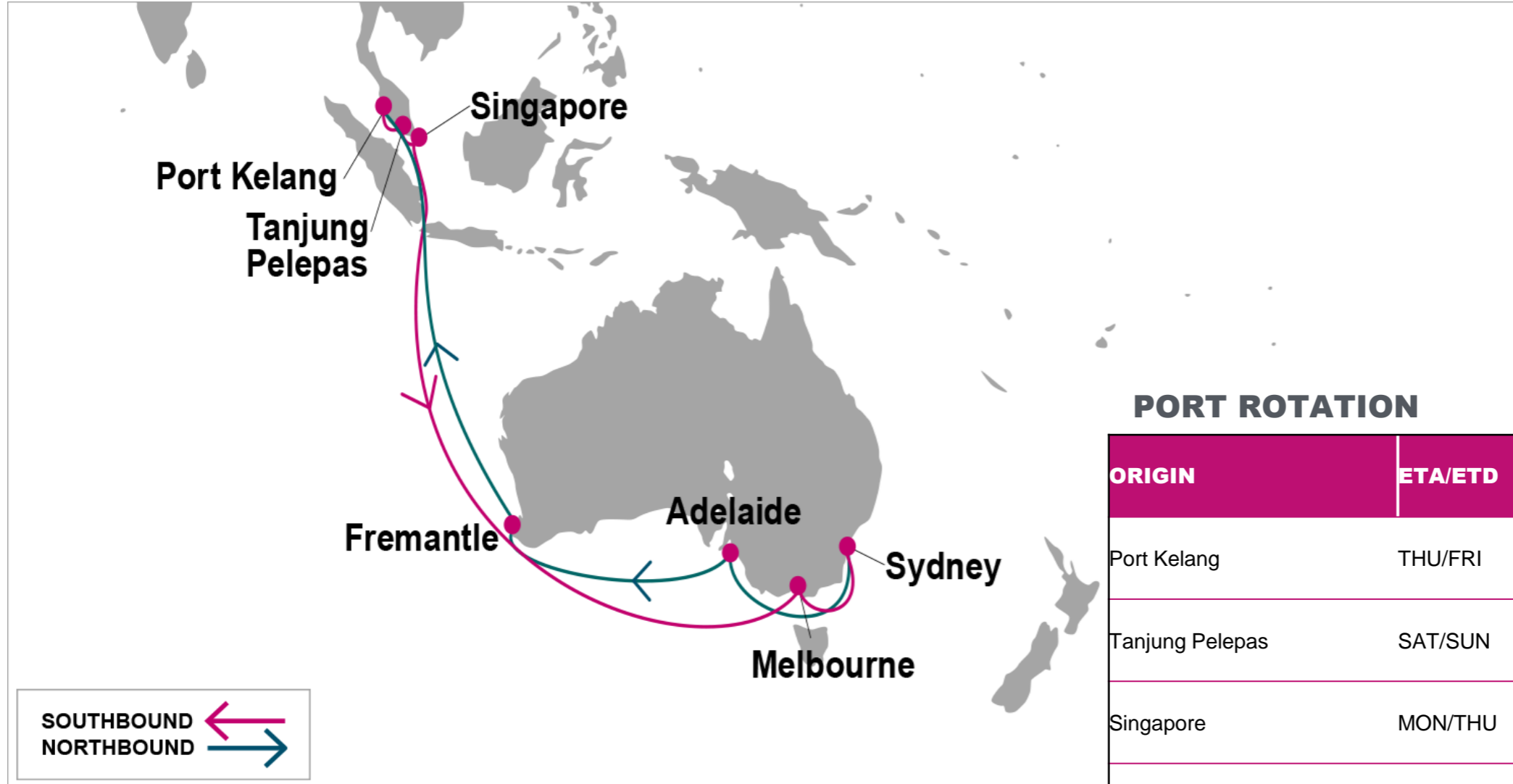
S/B	SYD	MEL	BNE	N/B	PUS	TAO	SHA	NGB	YTN
PUS	25	29	34	SYD	21	24	27	29	34
TAO	22	26	31	MEL	17	20	23	25	30
SHA	19	23	28	BNE	13	16	19	21	26
NGB	17	21	26						
YTN	12	16	21						

**KEY TRANSIT TABLE - UNLOCODE PORT NAME & COUNTRY NAME**

**PUS:** Pusan, South Korea | **TAO:** Qingdao, China | **NGB:** Ningbo, China | **SHA:** Shanghai, China | **YTN:** Yantian, China | **SYD:** Sydney, Australia | **MEL:** Melbourne, Australia | **BNE:** Brisbane, Australia

NOTE: Transit times and port rotation are as of now and subject to change

For more information, please click [here](#)



**PORT ROTATION**

(Terminals are subject to change)

ORIGIN	ETA/ETD	TERMINAL
Port Kelang	THU/FRI	Westports
Tanjung Pelepas	SAT/SUN	Tanjung Pelepas Ports
Singapore	MON/THU	PSA (Port of Singapore Authority)
Melbourne	TUE/FRI	Patrick Stevedores (Melbourne)
Sydney	SUN/TUE	Patrick Stevedores (Sydney)
Adelaide	SUN/TUE	Flinders Ports
Fremantle	SUN/TUE	Patrick Stevedores (Fremantle)
Port Kelang	THU/FRI	Westports
<b>Turnaround days:</b>	<b>49</b>	

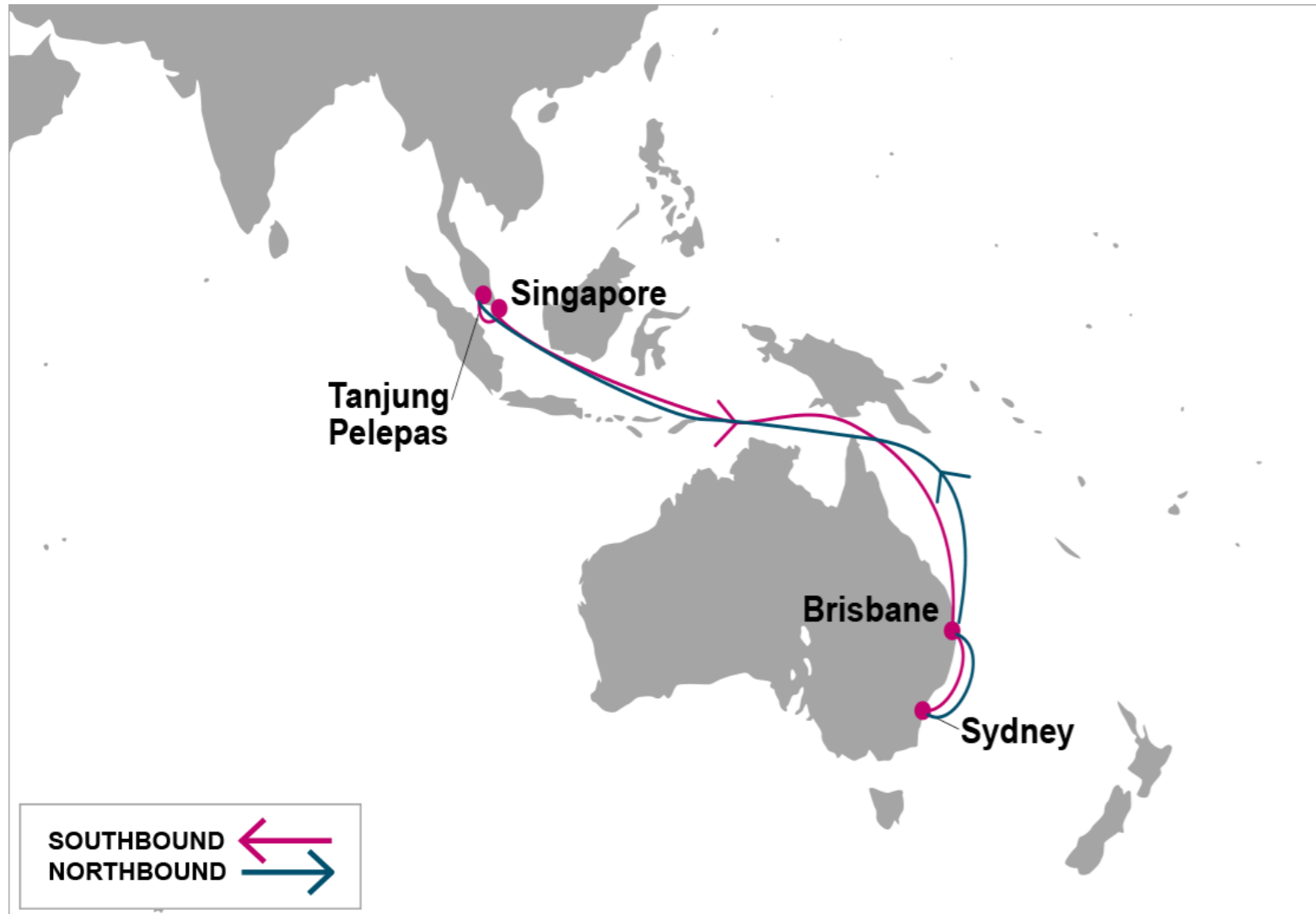
S/B	MEL	SYD	ADL	FRE	N/B	PKG	TPP	SIN
PKG	18	23	30	37	MEL	27	29	31
TPP	16	21	28	35	SYD	23	25	27
SIN	12	17	24	31	ADL	16	18	20
					FRE	9	11	13

**KEY TRANSIT TABLE** - UNLOCODE PORT NAME & COUNTRY NAME

**TPP:** Tanjung Pelepas, Malaysia | **PKG:** Port Kelang, Malaysia | **SIN:** Singapore, Singapore | **FRE:** Fremantle, Australia | **ADL:** Adelaide, Australia | **MEL:** Melbourne, Australia | **SYD:** Sydney, Australia | **ADL:** Adelaide, Australia

NOTE: Transit times and port rotation are as of now and subject to change

For more information, please click [here](#)



**PORT ROTATION**

(Terminals are subject to change)

ORIGIN	ETA/ETD	TERMINAL
Tanjung Pelepas	TUE/WED	Tanjung Pelepas Ports
Singapore	WED/SAT	PSA (Port of Singapore Authority)
Brisbane	FRI/SAT	DP World Brisbane
Sydney	MON/THU	DP World Sydney
Brisbane	SAT/SUN	DP World Brisbane
Tanjung Pelepas	TUE/WED	Tanjung Pelepas Ports
<b>Turnaround days:</b>	<b>42</b>	

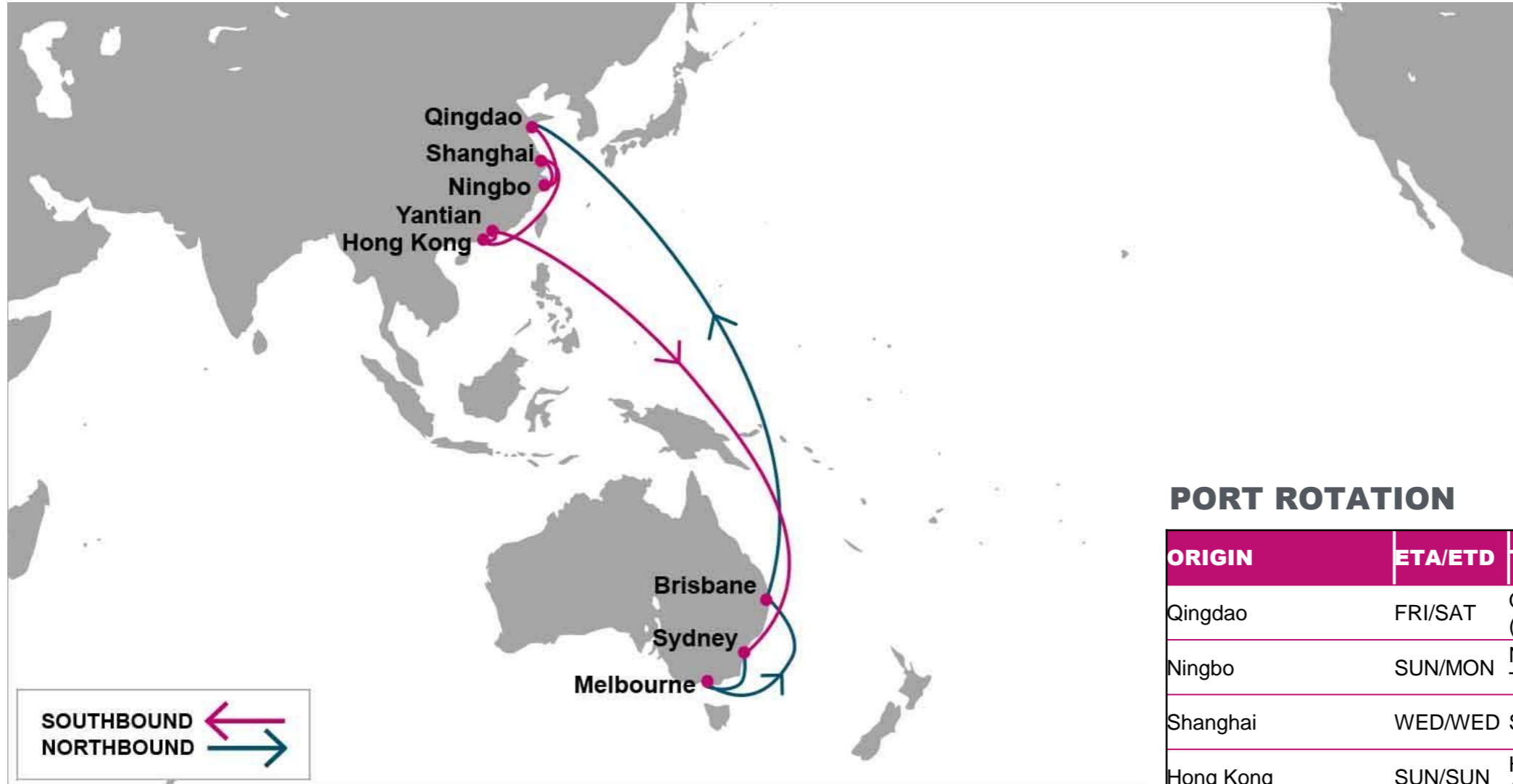
S/B	BNE	SYD	N/B	TPP	SIN
TPP	16	19	SYD	19	20
SIN	13	16	BNE	16	17

**KEY TRANSIT TABLE - UNLOCODE PORT NAME & COUNTRY NAME**

| **TPP:** Tanjung Pelepas, Malaysia | **SIN:** Singapore, Singapore | **SYD:** Sydney, Australia | **BNE:** Brisbane, Australia

NOTE: Transit times and port rotation are as of now and subject to change

For more information, please click [here](#)



**PORT ROTATION**

(Terminals are subject to change)

ORIGIN	ETA/ETD	TERMINAL
Qingdao	FRI/SAT	Qingdao Qianwan Container Terminal (QQCT)
Ningbo	SUN/MON	Ningbo Port Group Third Container Terminal
Shanghai	WED/WED	SPIG – Shangdong Branch
Hong Kong	SUN/SUN	Hongkong International Terminals (HIT)
Yantian	SUN/MON	Yantian International Container Terminal (YICT)
Sydney	SAT/MON	Patrick Stevedores (Sydney)
Melbourne	THU/SAT	Patrick Stevedores (Melbourne)
Brisbane	TUE/THU	Patrick Stevedores (Brisbane)
Qingdao	FRI/SAT	Qingdao Qianwan Container Terminal (QQCT)
<b>Turnaround days:</b>		<b>49</b>

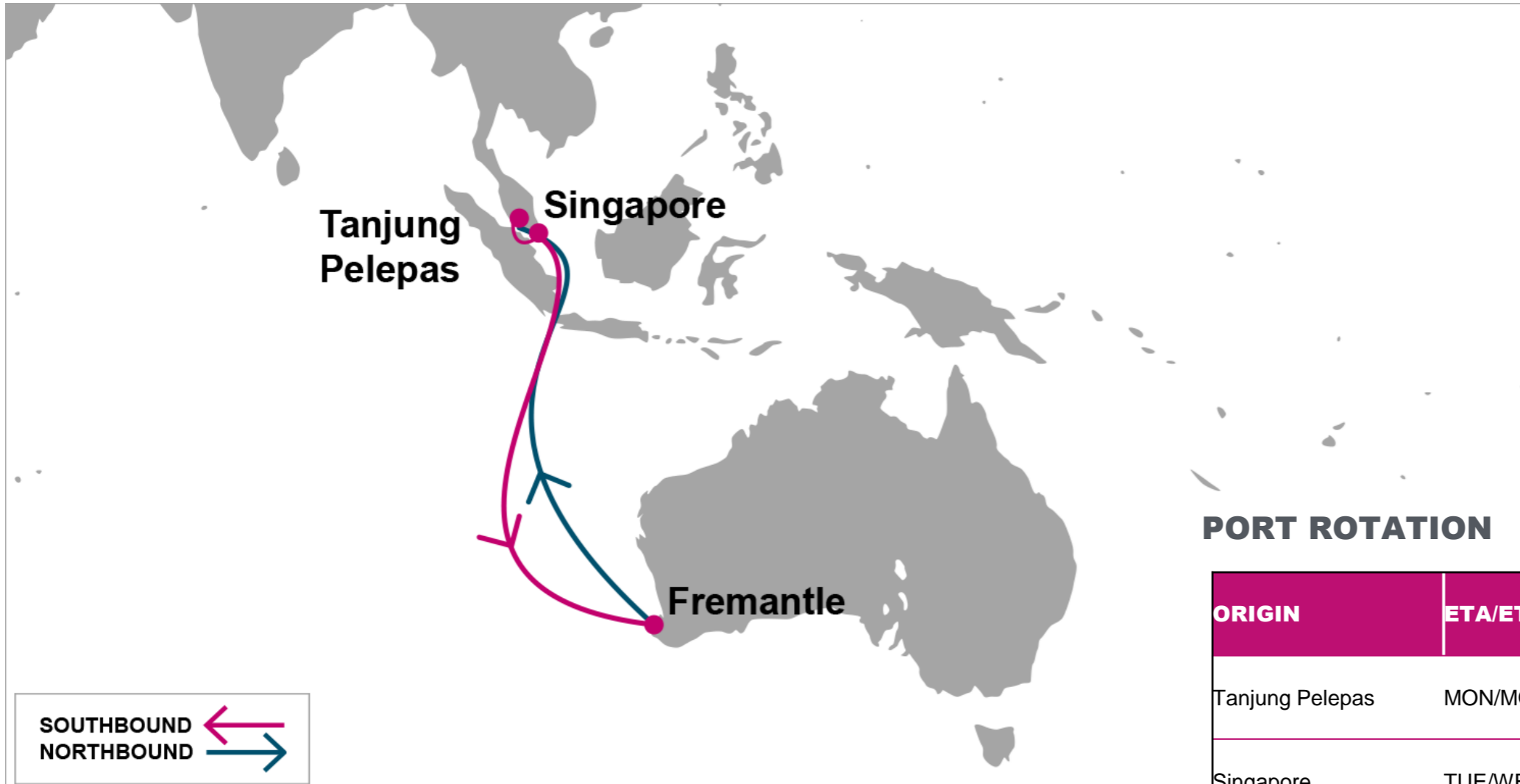
S/B	SYD	MEL	BNE	N/B	TAO	NGB	SHA	HKG	YTN
TAO	21	26	31	SYD	25	27	30	34	34
NGB	19	24	29	MEL	20	22	25	29	29
SHA	17	22	27	BNE	15	17	20	24	24
HKG	13	18	23						
YTN	12	17	22						

**KEY TRANSIT TABLE - UNLOCODE PORT NAME & COUNTRY NAME**

TAO: Qingdao,China | SHA: Shanghai, China | NGB: Ningbo, China | HKG: Hong Kong, China | YTN: Yantian, China | SYD: Sydney, Australia | MEL: Melbourne, Australia | BNE: Brisbane, Australia

NOTE: Transit times and port rotation are as of now and subject to change

For more information, please click [here](#)



**PORT ROTATION**

(Terminals are subject to change)

ORIGIN	ETA/ETD	TERMINAL
Tanjung Pelepas	MON/MON	Tanjung Pelepas Ports
Singapore	TUE/WED	PSA (Port of Singapore Authority)
Fremantle	THU/SAT	Patrick Stevedores (Fremantle)
Tanjung Pelepas	MON/MON	Tanjung Pelepas Ports
<b>Turnaround days: 21</b>		

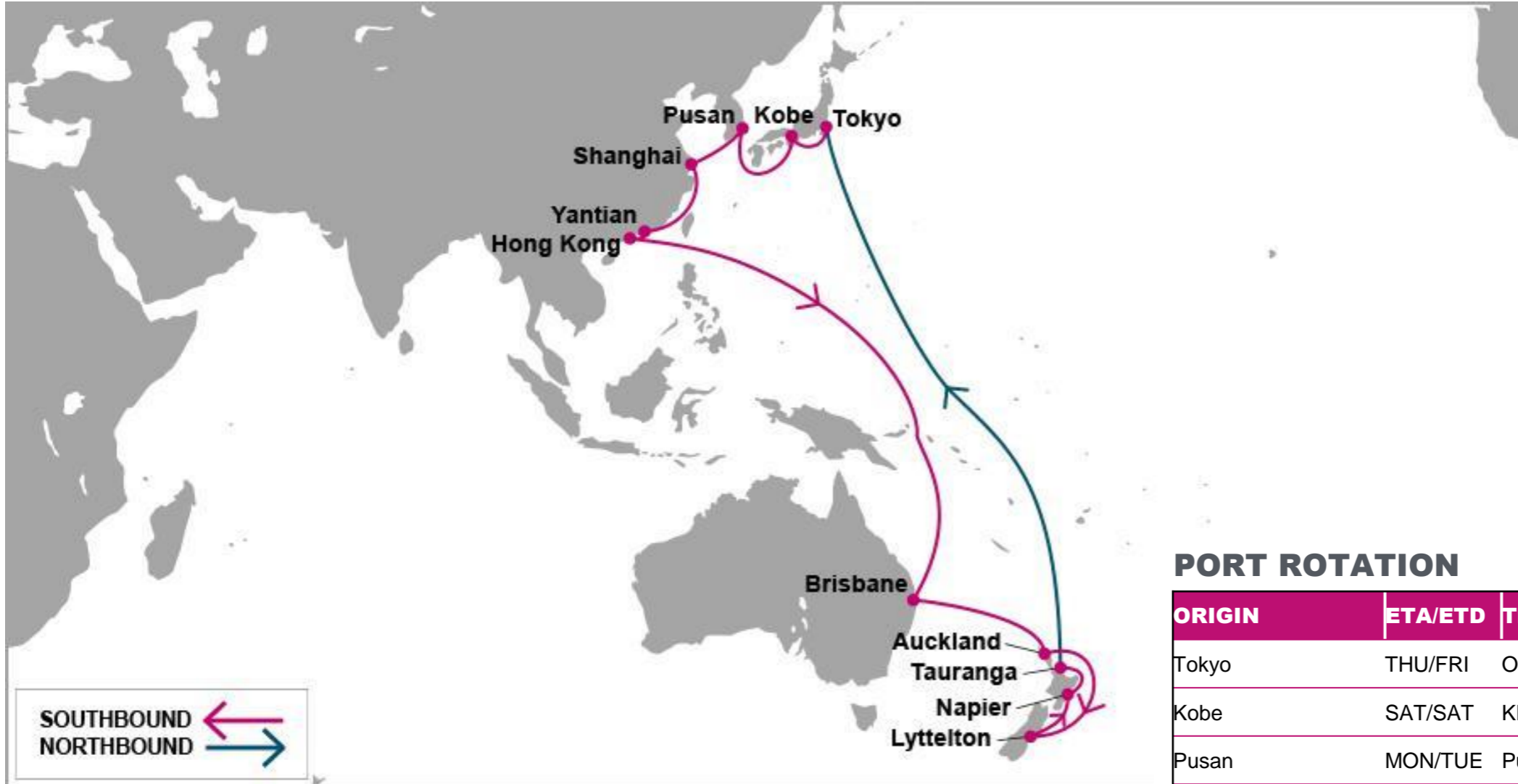
S/B	FRE	N/B	TPP	SIN
TPP	10	FRE	9	10
SIN	8			

**KEY TRANSIT TABLE** - UNLOCODE PORT NAME & COUNTRY NAME

**SIN:** Singapore, Singapore | **FRE:** Fremantle, Australia | **TPP:** Tanjung Pelepas, Malaysia

NOTE: Transit times and port rotation are as of now and subject to change

For more information, please click [here](#)



**PORT ROTATION**

(Terminals are subject to change)

ORIGIN	ETA/ETD	TERMINAL
Tokyo	THU/FRI	Ohi No.3-4 Terminal*
Kobe	SAT/SAT	KICT Port Island (C-15 16 17)
Pusan	MON/TUE	Pusan Newport Company (PNC)
Shanghai	THU/SAT	SIPG Waigaoqiao Phase II/III (SIPGZCT)
Yantian	TUE/TUE	Yantian International Container Terminal (YICT)
Hong Kong	WED/WED	Hongkong International Terminals (HIT)*
Brisbane	SUN/MON	DP World Brisbane
Auckland	FRI/SAT	Port of Auckland
Lyttelton	MON/TUE	Lyttelton Port Company
Napier	WED/THU	Port of Napier
Tauranga	THU/FRI	Port of Tauranga
Tokyo	THU/FRI	Ohi No.3-4 Terminal*

**Turnaround days:49**

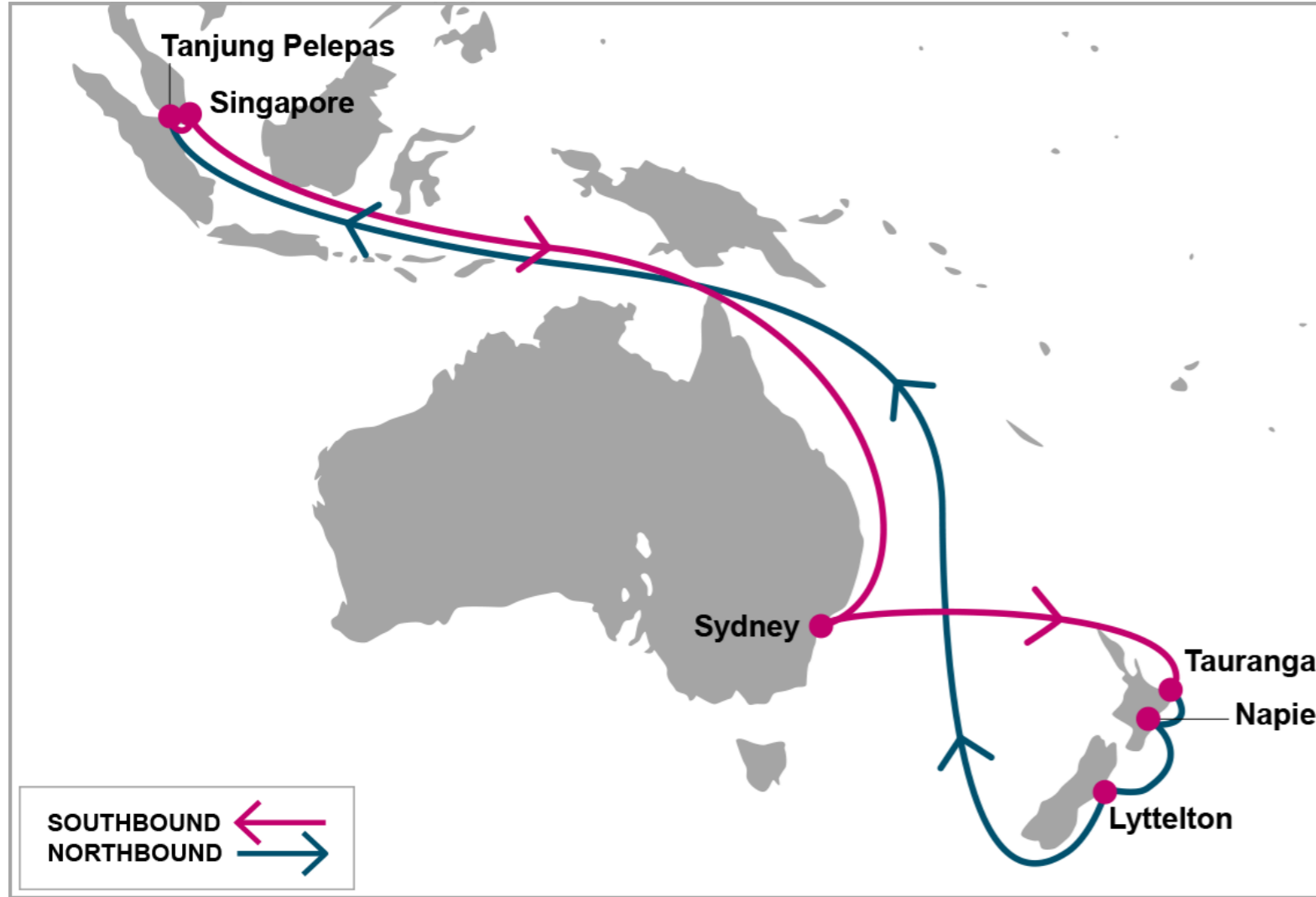
S/B	BNE	AKL	LYT	NPE	TRG	N/B	TYO	UKB	PUS	SHA	YTN	HKG
TYO	23	28	31	33	34	AKL	19	21	23	26	31	32
UKB	22	27	30	32	33	LYT	16	18	20	23	28	29
PUS	19	24	27	29	30	NPE	14	16	18	21	26	27
SHA	15	20	23	25	26	TRG	13	15	17	20	25	26
YTN	12	17	20	22	23							
HKG	11	16	19	21	22							

**KEY TRANSIT TABLE - UNLOCODE PORT NAME & COUNTRY NAME**

**TYO:** Tokyo, Japan | **UKB:** Kobe, Japan | **PUS:** Pusan, South Korea | **SHA:** Shanghai, China | **YTN:** Yantian, China | **HKG:** Hong Kong, China | **BNE:** Brisbane, Australia | **AKL:** Auckland, New Zealand | **LYT:** Lyttelton, New Zealand | **NPE:** Napier, New Zealand | **TRG:** Tauranga, New Zealand

NOTE: Transit times and port rotation are as of now and subject to change

For more information, please click [here](#)



**PORT ROTATION**

(Terminals are subject to change)

ORIGIN	ETA/ETD	TERMINAL
Tanjung Pelepas	SAT/SUN	Tanjung Pelepas Port
Singapore	MON/TUE	PSA Corporation Limited
Sydney	SAT/TUE	DP World Sydney
Tauranga	SAT/MON	Port of Tauranga
Napier	TUE/WED	Port of Napier
Lyttelton	FRI/SUN	Port of Lyttelton
Tanjung Pelepas	SAT/SUN	Tanjung Pelepas Port
<b>Turnaround days: 51</b>		

S/B	SYD	TRG	NPE	LYT	N/B	TPP	SIN
TPP	13	20	23	26	SYD	32	34
SIN	11	18	21	24	TRG	26	28
					NPE	24	26
					LYT	20	22

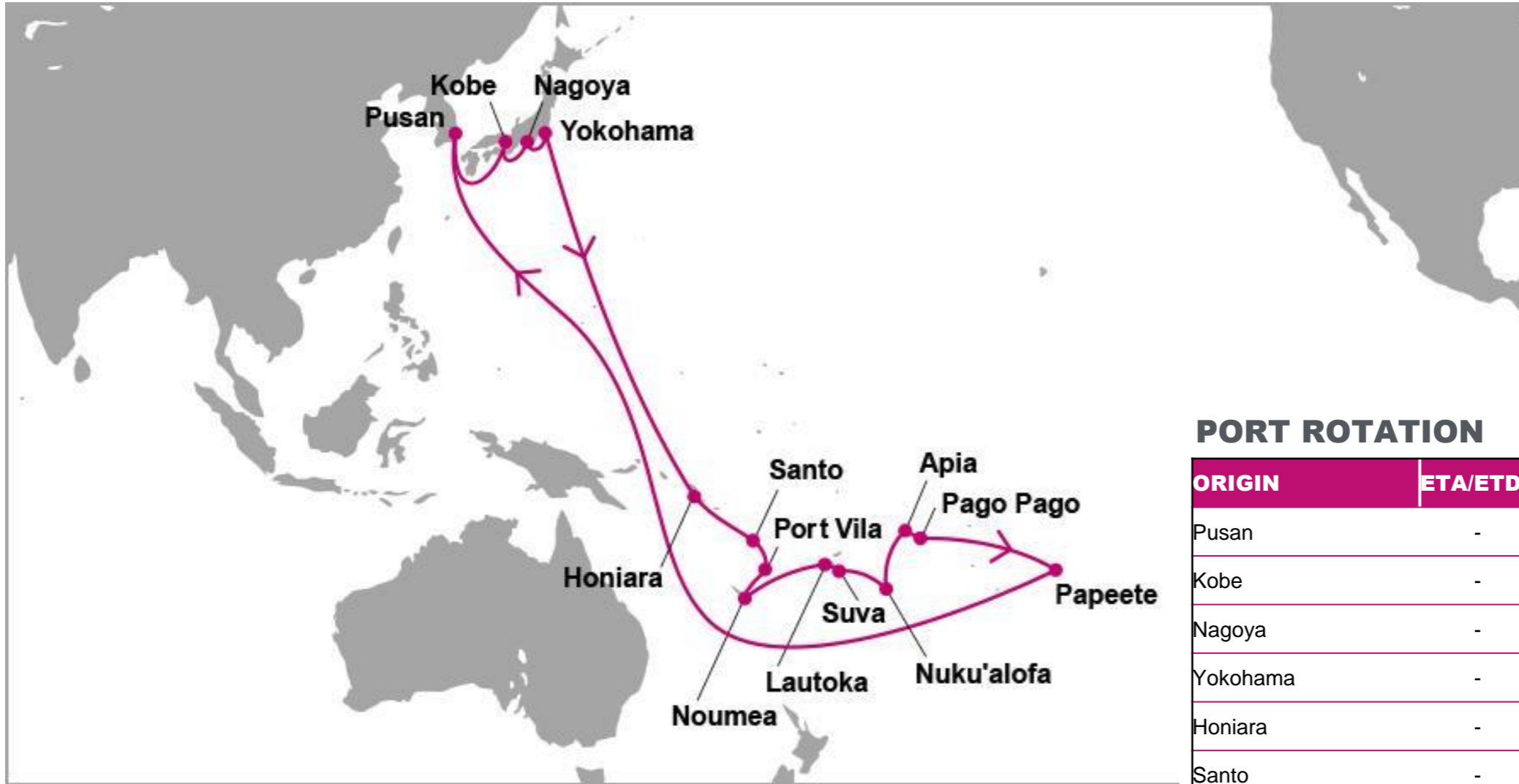
**KEY TRANSIT TABLE** - UNLOCODE PORT NAME & COUNTRY NAME

**TPP:** Tanjung Pelepas, Malaysia | **SIN:** Singapore, Singapore | **TRG:** Tauranga, New Zealand | **NPE:** Napier, New Zealand | **LYT:** Lyttelton, New Zealand | **SYD:** Sydney, Australia

NOTE: Transit times and port rotation are as of now and subject to change



For more information, please click [here](#)



**PORT ROTATION**

(Terminals are subject to change)

ORIGIN	ETA/ETD	TERMINAL
Pusan	-	Busan Port Terminal
Kobe	-	Rokko IS. General Berth
Nagoya	-	Nagoya Kinjo General Berth
Yokohama	-	Daikoku General Berth
Honiara	-	S.I. Ports Authority
Santo	-	Luganville Wharf
Port Vila	-	Main Wharf
Noumea	-	Port Autonome De La Nouvelle Calédo
Lautoka	-	Lautoka Port
Suva	-	Suva Port
Nuku'alofa	-	Queen Salote Wharf
Apia	-	Matautu
Pago Pago	-	Pago Pago
Papeete	-	Port Autonome De Papeete
Pusan	-	Busan Port Terminal
<b>Turnaround days:</b>	-	

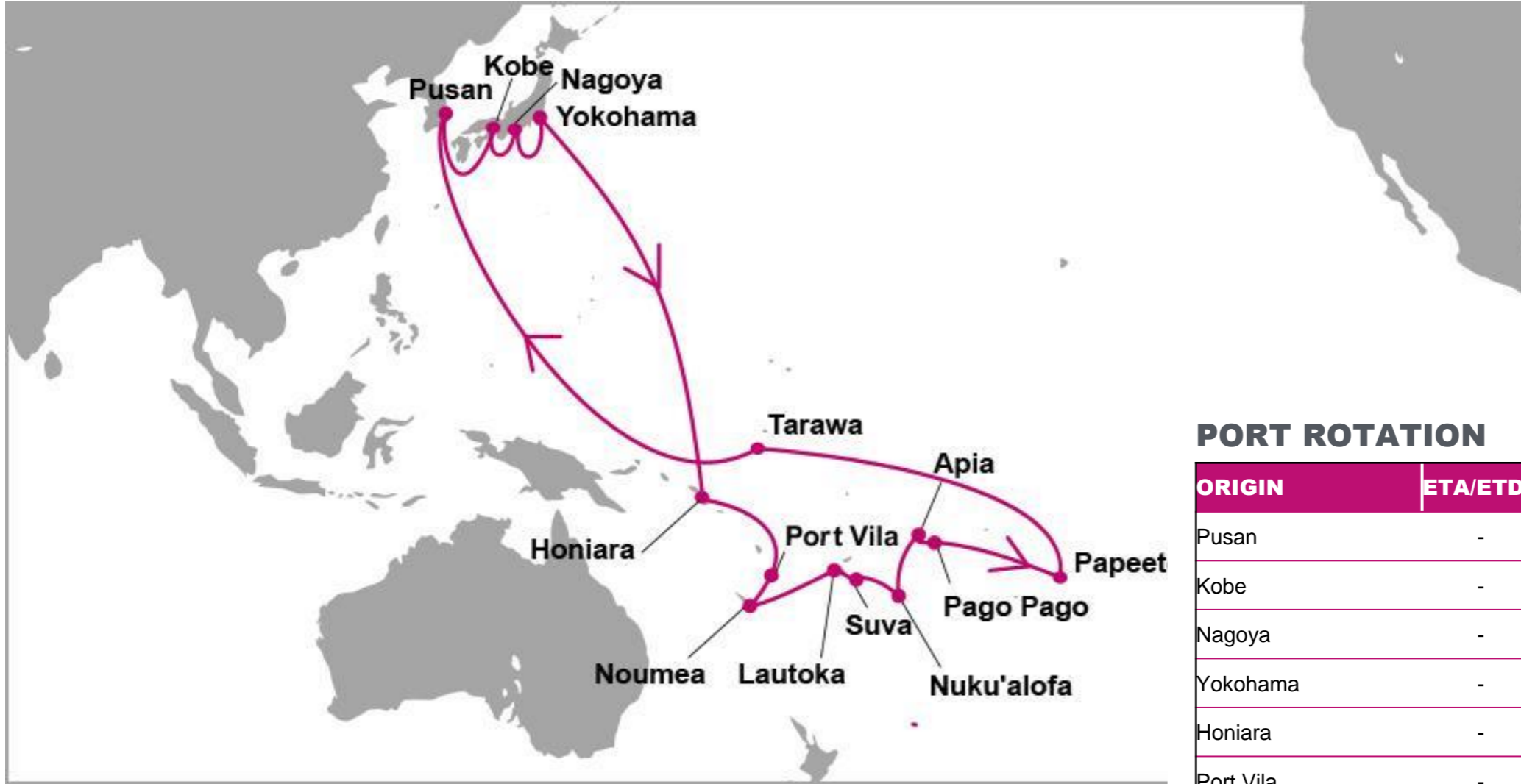
S/B	HIR	SAN	VLI	NOU	LTK	SUV	TBU	APW	PPG	PPT	N/B	PUS	UKB	NGO	YOK
PUS	12	16	17	18	22	23	25	28	30	34	HIR	40	43	45	47
UKB	11	15	16	17	21	22	24	27	29	33	SAN	38	41	42	44
NGO	10	14	15	16	20	21	23	26	28	32	VLI	37	40	41	43
YOK	8	12	13	14	18	19	21	24	26	30	NOU	35	38	39	41
											LTK	32	35	36	38
											SUV	31	34	35	37
											TBU	28	31	32	34
											APW	25	28	29	31
											PPG	24	27	28	30
											PPT	19	22	23	25

**KEY TRANSIT TABLE - UNLOCODE PORT NAME & COUNTRY NAME**

**PUS:** Pusan, South Korea | **UKB:** Kobe, Japan | **NGO:** Nagoya, Japan | **YOK:** Yokohama, Japan | **HIR:** Honiara, Solomon Islands | **SAN:** Santo, Vanuatu | **VLI:** Port Vila, Vanuatu | **NOU:** Noumea, New Caledonia | **LTK:** Lautoka, Fiji | **SUV:** Suva, Fiji | **TBU:** Nuku'alofa, Kingdom of Tonga | **APW:** Apia, Samoa | **PPG:** Pago Pago, American Samoa | **PPT:** Papeete, French Polynesia

NOTE: Transit times and port rotation are as of now and subject to change

For more information, please click [here](#)



**PORT ROTATION**

(Terminals are subject to change)

ORIGIN	ETA/ETD	TERMINAL
Pusan	-	Pusan General Berth
Kobe	-	Rokko Island I. Berth
Nagoya	-	Nagoya Terminal
Yokohama	-	Daikoku T-1 TML
Honiara	-	S.I. Ports Authority
Port Vila	-	Main Wharf
Noumea	-	Port Autonome De La Nouvelle Calédo
Lautoka	-	Lautoka Port
Suva	-	Suva Port
Nuku'alofa	-	Queen Salote Wharf
Apia	-	Matautu
Pago Pago	-	Pago Pago
Papeete	-	Port Autoome De Papeete
Tarawa	-	Kiribati Port Authority
Pusan	-	Pusan General Berth
<b>Turnaround days:</b>	-	

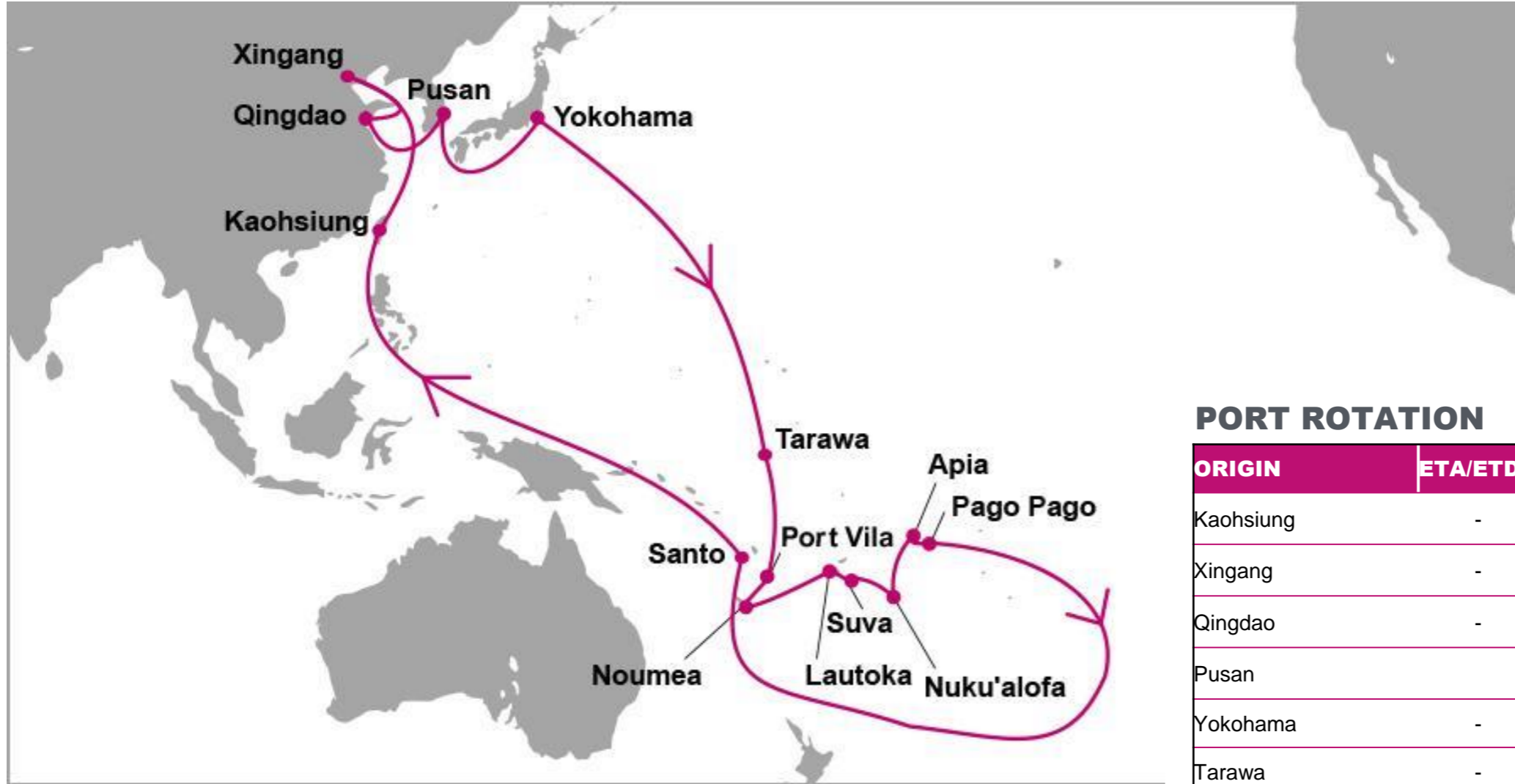
S/B	HIR	VLI	NOU	LTK	SUV	TBU	APW	PPG	PPT	TRW	N/B	PUS	UKB	NGO	YOK
<b>PUS</b>	14	17	19	21	22	24	26	26	32	40	<b>HIR</b>	39	43	44	45
<b>UKB</b>	12	15	17	19	20	22	24	24	30	38	<b>VLI</b>	36	40	41	42
<b>NGO</b>	11	14	16	18	19	21	23	23	29	37	<b>NOU</b>	35	39	40	41
<b>YOK</b>	10	13	15	17	18	20	22	22	28	36	<b>LTK</b>	32	36	37	38
											<b>SUV</b>	31	35	36	37
											<b>TBU</b>	30	34	35	36
											<b>APW</b>	28	32	33	34
											<b>PPG</b>	27	31	32	33
											<b>PPT</b>	22	26	27	28
											<b>TRW</b>	13	17	18	19

**KEY TRANSIT TABLE - UNLOCODE PORT NAME & COUNTRY NAME**

**PUS:** Pusan, South Korea | **UKB:** Kobe, Japan | **NGO:** Nagoya, Japan | **YOK:** Yokohama, Japan | **HIR:** Honiara, Solomon Islands | **VLI:** Port Vila, Vanuatu | **NOU:** Noumea, New Caledonia | **LTK:** Lautoka, Fiji | **SUV:** Suva, Fiji | **TBU:** Nuku'alofa, Kingdom of Tonga | **APW:** Apia, Samoa | **PPG:** Pago Pago, American Samoa | **PPT:** Papeete, French Polynesia | **TRW:** Tarawa, Kiribati

NOTE: Transit times and port rotation are as of now and subject to change

For more information, please click [here](#)



**PORT ROTATION**

(Terminals are subject to change)

ORIGIN	ETA/ETD	TERMINAL
Kaohsiung	-	Lien Hai Terminal & Stevedoring (berth 42)
Xingang	-	Tianjin Pacific International Container Terminal (TPCT)
Qingdao	-	Qingdao Qianwan Container Terminal (QQCT)
Pusan	-	Dongbu Pusan Container Terminal (DPCT)
Yokohama	-	Honmoku Terminal
Tarawa	-	Kiribati Port Authority
Port Vila	-	Main Wharf
Noumea	-	Port Autonome De La Nouvelle Calédo
Lautoka	-	Lautoka Port
Suva	-	Suva Port
Nuku'alofa	-	Queen Salote Wharf
Apia	-	Matautu
Pago Pago	-	Pago Pago
Santo	-	Luganville Wharf
Kaohsiung	-	Lien Hai Terminal & Stevedoring (berth 42)
<b>Turnaround days:</b>	-	

S/B	TRW	VLI	NOU	LTK	SUV	TBU	APW	PPG	SAN	N/B	KHH	TXG	TAO	PUS	YOK
KHH	24	29	31	34	35	38	41	41	52	TRW	30	34	36	40	44
TXG	20	25	27	30	31	34	37	37	48	VLI	25	29	31	35	39
TAO	16	21	23	26	27	30	33	33	44	NOU	23	27	29	33	37
PUS	13	18	20	23	24	27	30	30	41	LTK	20	24	26	30	34
YOK	9	14	16	19	20	23	26	26	37	SUV	18	22	24	28	32
										TBU	16	20	22	26	30
										APW	14	18	20	24	28
										PPG	13	17	19	23	27
										SAN	2	6	8	12	16

KEY TRANSIT TABLE - UNLOCODE PORT NAME & COUNTRY NAME

KHH: Kaohsiung, Taiwan | TXG: Xingang, China | TAO: Qingdao, China | PUS: Pusan, South Korea | YOK: Yokohama, Japan | TRW: Tarawa, Kiribati | VLI: Port Vila, Vanuatu | NOU: Noumea, New Caledonia | LTK: Lautoka, Fiji | SUV: Suva, Fiji | TBU: Nuku'alofa, Kingdom of Tonga | APW: Apia, Samoa | PPG: Pago Pago, American Samoa | SAN: Santo, Vanuatu

NOTE: Transit times and port rotation are as of now and subject to change